

MASSACHUSETTES AVENUE ELEVATION

1/8" = 1'-0"

EXISTING ELEC. ROOM BELOW

NOTE:
CONTRACTOR TO BE RESPONSIBLE FOR ALL FIELD MEASUREMENTS & COORDINATION WITH EXISTING CONDITIONS.
THERE SHALL BE NO WELDING IN THE FIELD. MUST USE SHOP WELDS ONLY.

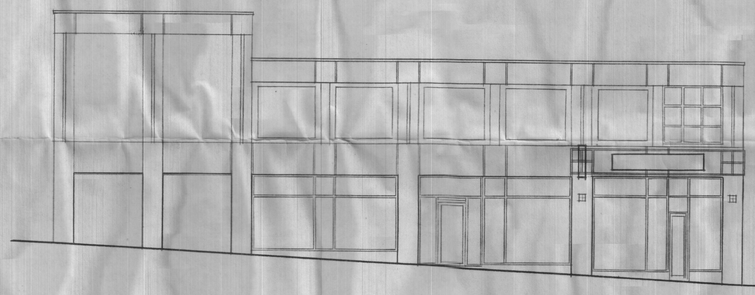

DANA STREET ELEVATION

1/8" = 1'-0"

STRUCTURAL STEEL AND MISCELLANEOUS METALS

1. GENERAL REQUIREMENTS
   A. All work shall be donein accordance with the State Building Code and all local ordinances.
   B. Contractor shall obtain all required permits before commencing work.
   C. Contractor to verify existing conditions in the field and report any and all discrepancies to the Architect immediately.

2. SCOPE OF WORK
   A. Provide all labor, materials and equipment necessary to complete miscellaneous metal work indicated on the drawings and specified herein, generally to include:
      1. Structural Steel Sign Supports.
      2. Decorative "Boxes" at columns over exisitng 4-bolts.
      3. All metal anchors, inserts, bolts, etc. required for the attachment of work to the existing bolts.
      4. Priming and Finish Painting.
      5. All other work as noted on drawings or as required for a complete project.
      6. Work by Others: Signs (including Mounting Details)
         Flagpoles
         Electrical

3. SUBMITTALS
   A. Furnish shop drawings of requested details of the proposed work to Architect for approval before commencing fabrication or erection of any of the work.

4. STANDARDS AND MATERIAL
   A. Steel shapes - ASTM A36.
   B. Bolts and Fasteners - ASTM A307.
   C. AISC Code of Standard Practice.
   D. American Welding Society Standard Code. (Shop Welding Only).

5. WORKMANSHIP
   A. Fabricate and erect steel in conformance with A.I.S.C. "Specifications for the Design, Fabrication, and Erection of Structural Steel in Buildings".
   B. Welding shall be continuous with exposed welds ground smooth.
   C. Work shall be clean, straight, and with sharply defined profiles. Curved work shall be formed to true radii. Finish surfaces shall be true and smooth.

6. SHOP COATINGS
   A. Priming - One shop coat of Rust Oleum - 769 Red Primer. Field coat all connections and abraded areas with primer used for shop coating.
   B. Finish Coat to be Sherwin-Williams "Iron Clad" to match existing handrails. Follow manufacturer's recommendations for application.

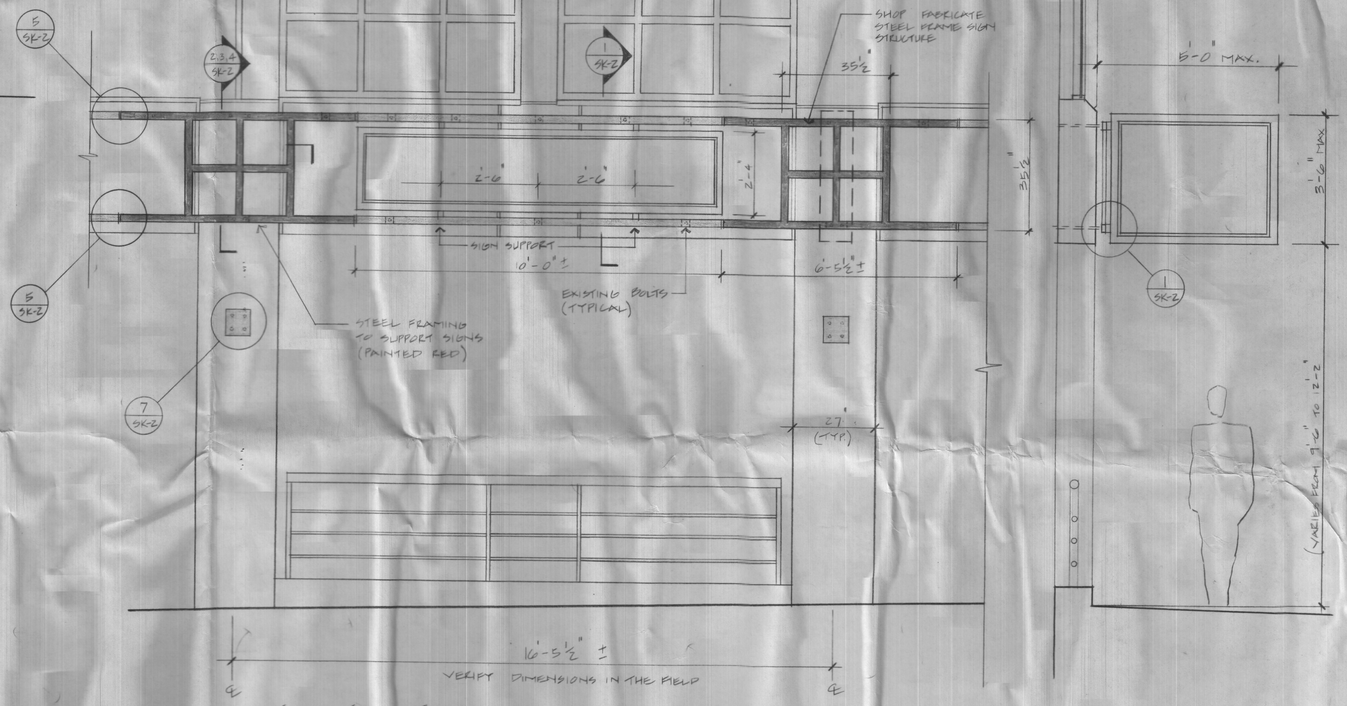

FLAT SIGN - TYPICAL ELEVATION

1/2" = 1'-0"

PROJECTING SIGN - TYP. ELEV.

1/2" = 1'-0"

Revision No.: Date: Description:

© Eastdesign Corporation. These drawings are proprietary and may not be reproduced without written permission

Eastdesign Architects
150 Lincoln Street Boston, Massachusetts 02111 Telephone 617 423-4808

Project: 1001 MASS. AVE.

Drawing Title: ELEVATIONS

Date: 11·1·89

Scale: AS NOTED

Drawn:

Drawing No.: SK-1

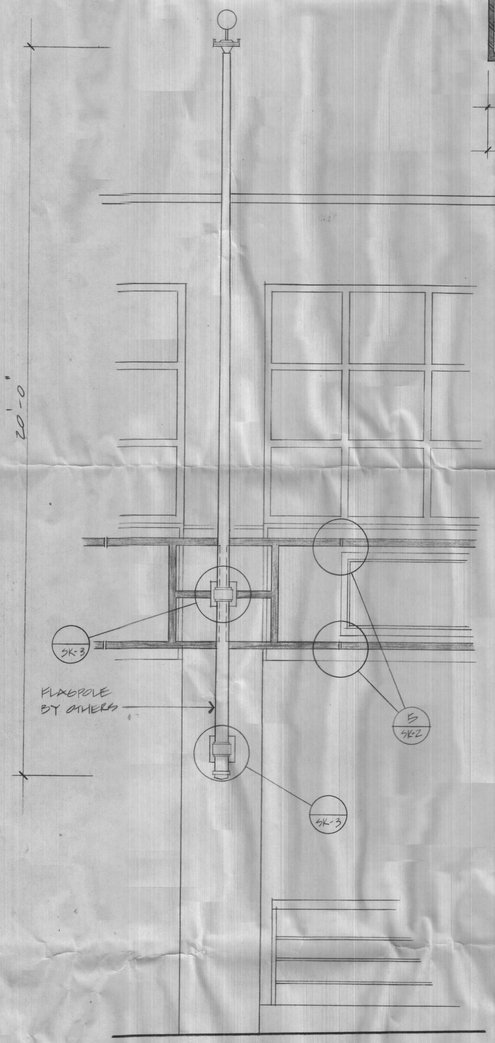

9 FLAG POLE DETAIL

1/2" = 1'-0"

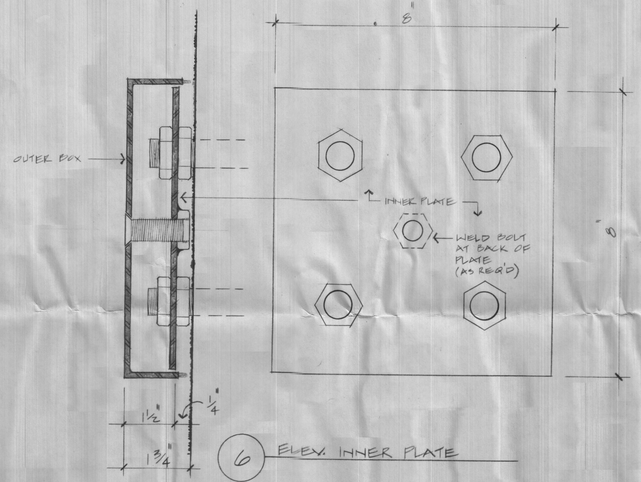

6 ELEV. INNER PLATE

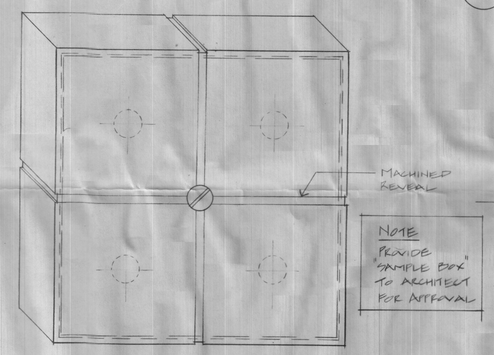

NOTE
PROVIDE "SAMPLE BOX" TO ARCHITECT FOR APPROVAL

7 BOX DETAIL

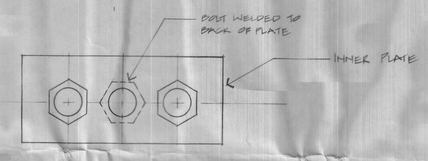

8 ELEV. LOWER CONNECTION AT COLUMN

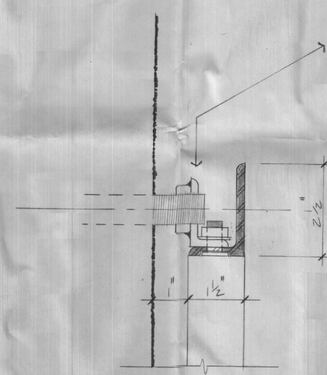

2 UPPER CONNECTION (TYPICAL)

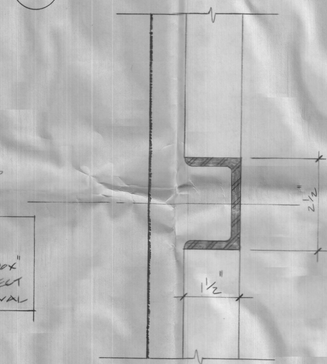

3 SECTION AT COLUMN (TYPICAL)

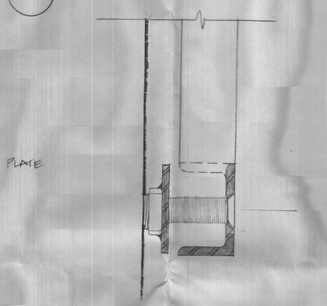

4 SECTION AT LOWER CONNECTION ON COLUMN

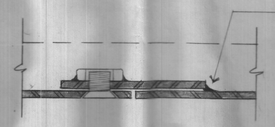

5 OVER-LAP CONNECTION OF STEEL FRAME

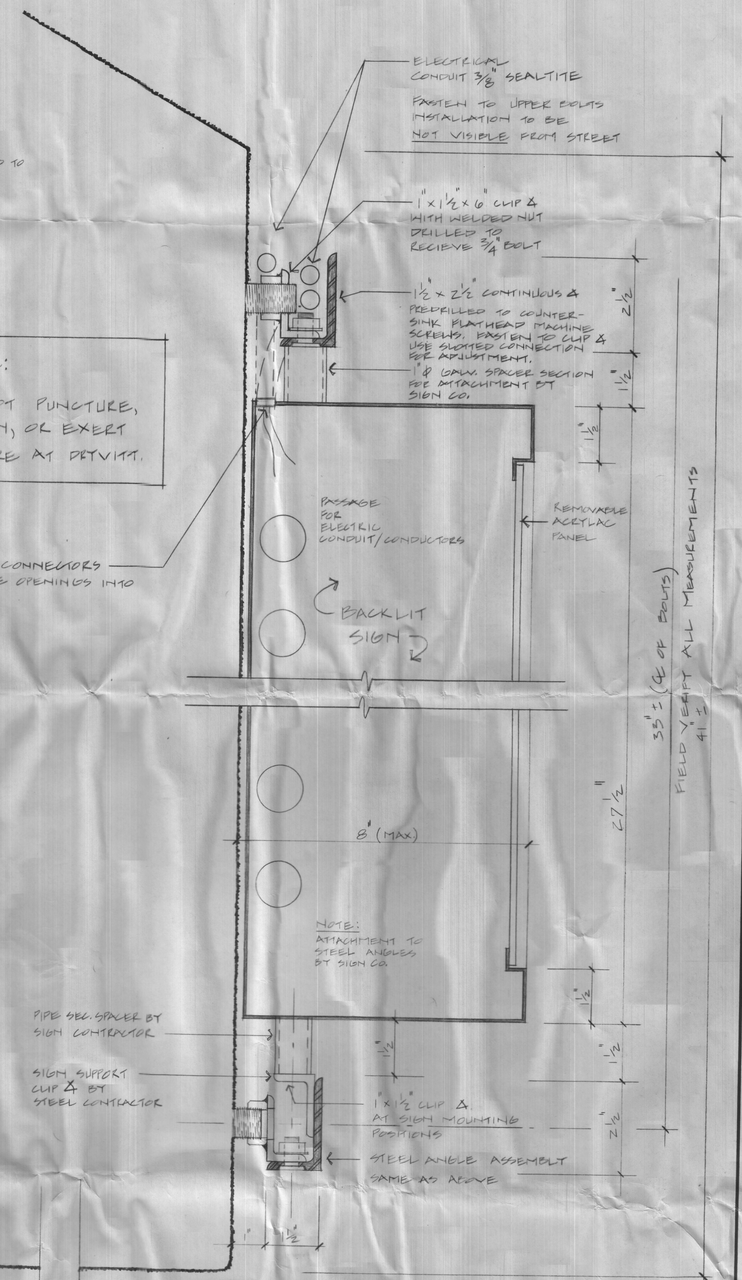

NOTE:
DO NOT PUNCTURE, FASTEN, OR EXERT PRESSURE AT DETAIL.

NOTE:
SEALTITE CONNECTORS AT PASSAGE OPENINGS INTO SIGN BOX.

1 SIGN & STEEL SUPPORT DETAIL

Revision No.: Date: Description:

© Eastdesign Corporation These drawings are proprietary and may not be reproduced without written permission.

Eastdesign Architects
150 Lincoln Street Boston, Massachusetts 02111 Telephone 617 423-4808

Project: 1001 MASS AVE CAMBRIDGE MA.

Drawing Title: SIGN DETAILS

Date: 11.1.09

Scale: HALF SIZE, OR AS NOTED

Drawn:

Drawing No.: SK-2

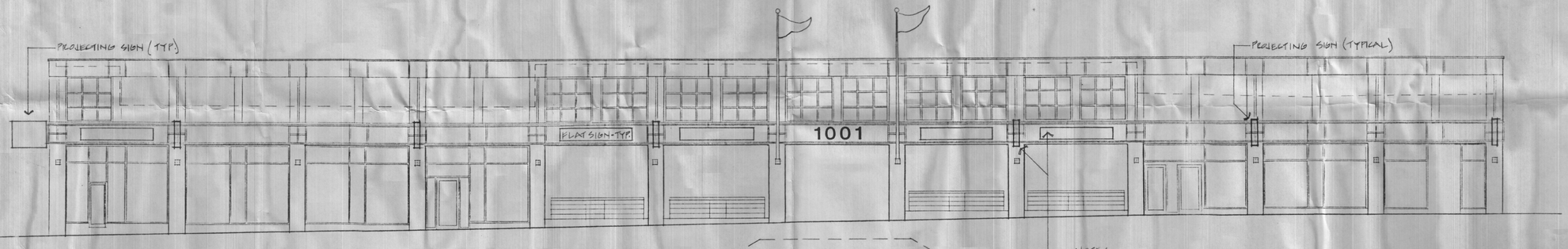

MASSACHUSETTES AVENUE ELEVATION

1/8" = 1'-0"

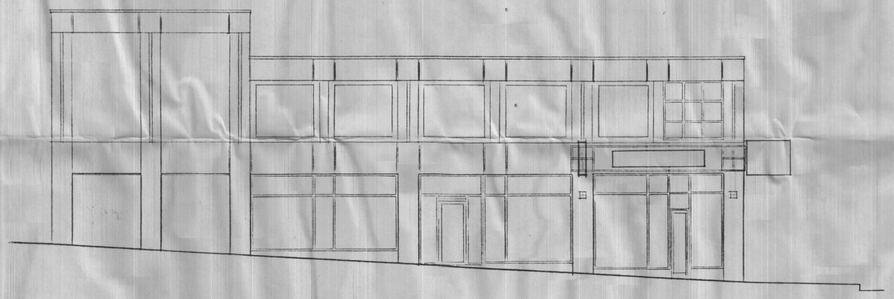

DANA STREET ELEVATION

1/8" = 1'-0"

JOB NAME: 1001 MASS AVE				JOB # 009-		page001of001
CLIENT: EASTDESIGN				BY: WML		DATE 10/17/89
VOLTAGE:120/208V	3 phase	4wire	70 AMP BUS. (MLO)or(A/ P)MCB		PANEL	SL
LOAD= 6.24 KILOWATTS		MTG.(F)or(S)S	DOUBLE TUB (Y/N) / CKT			

#	DESCRIPTION	CB	kW	kW	CB	DESCRIPTION	#
01	2 SIGNS	20 /1	00.96	01.44	20 /1	3 SIGNS	02
03	3 SIGNS	20 /1	01.44	00.96	20 /1	2 SIGNS	04
05	3 SIGNS	20 /1	01.44		/	SPACE	06
07	SPACE	/			/	SPACE	08
09	SPACE	/			/	SPACE	10
11	SPACE	/			/	SPACE	12

PHASE A= 2.40 PHASE B= 2.40 PHASE C= 1.44

PANEL AMPACITY AT 120/208V,3ph,4W= 17.33 AMPS

	15	20	30	40	50	60	70	90	100	125	150	175	ACTIVE POLES	A 1P SPR	1P SPC	TOTAL POLES
1P		5														
2P																
3P																
		5											5	-	7	12

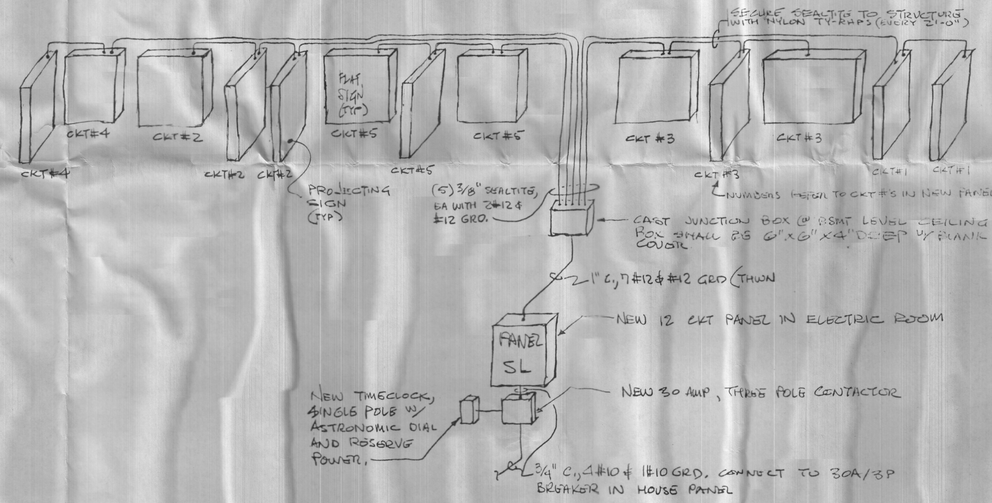

GENERAL NOTES:

1. ALL WORK SHALL BE PERFORMED IN ACCORDANCE WITH NATIONAL AND STATE ELECTRICAL CODES, LOCAL ORDINANCES, AND THE LOCAL WIRING INSPECTOR.
2. ALL WIRING SHALL BE COPPER.
3. ELECTRICAL WORK SHALL BE PERFORMED IN A WORKMANLIKE AND TIMELY MANNER SUBJECT TO THE APPROVAL OF THE ARCHITECT.
4. ALL WIRING AND EQUIPMENT IS DEPICTED DIAGRAMMATICALLY. FINAL LOCATIONS SHALL BE DETERMINED IN THE FIELD AND ANY CONFLICTS SHALL BE BROUGHT TO THE ATTENTION OF THE ARCHITECT PRIOR TO INSTALLATION.
5. ELECTRICAL CONTRACTOR SHALL VISIT THE SITE PRIOR TO SUBMITTING BID.
6. ELECTRICAL CONTRACTOR SHALL BE RESPONSIBLE FOR FURNISHING AND INSTALLING ALL TEMPORARY POWER AND LIGHTING. SPECIAL PURPOSE POWER REQUIREMENTS SHALL BE PAID FOR BY THE TRADE REQUIRING SAME (WELDERS, COMPRESSERS, ETC.)
7. ELECTRICAL CONTRACTOR SHALL BE RESPONSIBLE FOR ALL UTILITY CO. BACKCHARGES, FIRE ALARM BACHCHARGES, TELEPHONE CO. BACKCHARGES AND ALL FEES AND PERMITS REQUIRED FOR THE LEGAL PERFORMANCE OF HIS WORK.
8. ELECTRICAL CONTRACTOR SHALL COORDINATE HIS WORK WITH ALL OTHER TRADES. ANY CONFLICT SHALL BE PRESENTED TO THE GENERAL CONTRACTOR AND ARCHITECT PRIOR TO INSTALLATION OF WORK.
9. ELECTRICAL CONTRACTOR SHALL CARRY ALL INSURANCE REQUIRED TO PERFORM WORK SHOWN.
10. ALL PANELS SHALL BE BALANCED BY CONTRACTOR & TYPED DIRECTORIES INSTALLED.
11. SHOP DRAWINGS SHALL BE SUBMITTED ON-ALL ELECTRICAL EQUIPMENT.
12. ALL LIGHTING FIXTURES SHALL BE AS SPECIFIED OR EXACT EQUALS AS DETERMINED BY THE ENGINEER. ALL LIGHTING FIXTURES SHALL BE SUPPLIED WITH LAMPS FROM ONE MANUFACTURER.
13. REFER TO MECHANICAL DRAWINGS FOR EXACT LOCATION OF ALL MECHANICAL EQUIPMENT.
14. ALL WORK AND PRODUCTS SHALL BE GUARANTEED FOR ONE YEAR AFTER ACCEPTANCE BY OWNER.
15. ALL PRODUCTS AND DEVICES SHALL BEAR THE UNDERWRITERS' LABORATORIES LABEL.

Revision No.: Date: Description:

© Eastdesign Copyright. These drawings are property and may not be reproduced without written permission

Eastdesign Architects
150 Lincoln Street Boston, Massachusetts 02111 Telephone 617 423-4808

Project: 1001 MASS. AVE.

Drawing Title: ELEVATIONS

Date: 11 | '89

Scale: AS NOTED

Drawn:

Drawing No.: E1

CCM-101

City of Cambridge

Communication # 1

IN CITY COUNCIL
December 18, 1989

ORDERED:

That, in accordance with the provisions of an ordinance relative to placing and maintaining signs, the Commissioner of Public Works be and hereby is authorized to grant a permit to July Realty Trust for the erection of seven signs at the premises numbered 997-1013 Mass. Avenue Cambridge, Massachusetts.

Provided that, before erecting the above named signs the petitioner shall obtain a permit from the Inspectional Services Department and file with the City Clerk a satisfactory bond in the sum of Twelve Thousand ($12,000.00) Dollars, conditioned to save harmless the City of Cambridge from all claims for damages arising from the installation, maintenance and use of said signs.

In City Council December 18, 1989.
Adopted by the affirmative vote of nine members.
Attest:- Joseph E. Connarton, City Clerk.

A true copy; Joseph E. Connarton

ATTEST:-

Joseph E. Connarton, City Clerk.

SIGN DESIGN REVIEW APPLICATION
COMMUNITY DEVELOPMENT DEPARTMENT

APPLICANT: James Weir, East Design 423-4808
(name) (phone)
102 South Street
Boston, 02111
(address)

(signature, authorized representative)

PROPERTY OWNER: Ralph Hoagland

LOCATION PREMISES: 1001 Mass Ave.

ZONING DISTRICT: BB-2

AREA OF SPECIAL
PLANNING CONCERN:

Harvard Sq. Overlay	Parkway Overlay	Bus. B-1 or B-2 ✓

DATE APPLICATION SUBMITTED: 10/25/89

PLEASE NOTE:

ALL SIGNS MUST RECEIVE A BUILDING PERMIT FROM THE DEPARTMENT OF INSPECTIONAL SERVICES BEFORE INSTALLATION. COMMUNITY DEVELOPMENT DEPARIMENT ACTION DOES NOT CONSTITUTE ISSUANCE OF A BUILDING PERMIT OR CERTIFICATION THAT ALL OTHER BUILDING CODE OR OTHER REQUIREMENTS HAVE BEEN MET.

FOR YOUR OWN PROTECTION DO NOT CONTRACT FOR THE FABRICATION OF A SIGN UNTIL A BUILDING PERMIT HAS BEEN ISSUED BY THE DEPARIMENT OF INSPECTIONAL SERVICES

A. EXISTING CONDITIONS

1. Length of lot frontage abutting a street(s) 290 S.f.

2. Length of frontage of ground floor establishment (where applicable) _____

3. Total area of signage permitted on a lot (2 x #1) 580 S.f.

4. Total area of signage currently located on subject lot _____

5. Existing Signs *

Name	Type	Area	Date of Bldg. Permit
Roka			
Videosmith		(35 signs)	
Heartwood			
Cleaners			
Toppers			
Looney Tunes		(illegal)	
CVS			
1001 Playp			

6. Lot area (for lots in the Parkway Overlay District only) _____

* Area to be determined before 1st sign graphic is approved

B. PROPOSED SIGNS

1. Proposed Sign(s)

Proposed Sign(s)	Height (to top of sign)	Area	Dimensions	Illumination
Wall Sign (6)		2'4"	23 s.f.	yes
Free Standing				
Projecting (7)		5'x3'6"	17.5 s.f.	yes
Other				

Total 260.5 Sq ft.

2. Detailed description of proposed sign(s) including materials, illumination, colors, etc.

To be approved separately as each sign is designed

3. Is proposed sign a copy replacement ____ or total replacement ____ of a legally erected non-confirming sign? ____
What are the dimensions of the existing non-confirming sign? ____

SUBMISSION MATERIAL

GRAPHIC MATERIAL

1. Architectural facade elevations of the affected buildings showing location of all existing signs (a photograph may substitute if it can present an undistorted picture of existing conditions). (suggested scale 1/8" = 1')

2. Architectural elevations of the proposed sign(s) and the building area surrounding it to clearly indicate the proposed sign's relationship to the building, its architectural details, and adjacent signs. (suggested scale 1/8" = 1')

3. Detailed plans, elevations and other material indicating the design of the proposed sign(s), its material, construction, colors, method of lighting, etc.

SUBMITTED PLANS, PHOTOS

Title	Date	Scale
1001 Main Ave.	10/18/89	Various
	SK-1, SK-2, E-1	

Please submit three copies of all submitted material.

C. COMMUNITY DEVELOPMENT DEPARTMENT DESIGN REVIEW DECISION - FOR USE BY INSPECTIONAL SERVICES DEPARTMENT

1. Decision Approved as modified by this Decision*

2. Findings

a. The proposed sign does not conform to the Decision of the CDD. Sign requires action from the Board of Zoning Appeal:
Variance _____
Special Permit _____

b. The proposed sign conforms to the Decision of the CDD: ✓

c. Sign does not require CDD design approval. _____

11/14/89
(date)

Dexter Baiche
Authorized signature for the
Community Development Department

*Conditions:

1. Plastic face of projecting signs may not exceed 3'x4'.

2. Each sign design (graphics) shall be subject to design review

3. Graphic background shall be dark and/or opaque

Cambridge, December 1 1989

RECEIVED BY
OFFICE OF CITY CLERK
1989 DEC -1 PM 4:33
CAMBRIDGE, MA.

To the Honorable, the City Council of the City of Cambridge:

PRIOR TO APPROVAL OF THE CITY COUNCIL, EACH PETITION MUST BE ACCOMPANIED BY A DRAWING OF PROPOSED SIGN, INDICATING DESIGN AND DIMENSIONS AND LOCATION ON PREMISES.

The undersigned respectfully prays that RALPH HOAGLAND JULY REALTY TRUST be granted permit to erect ~~a~~ 7 signs of the following specifications in front of premises 991-1013 MASS AVE

Type: SEVEN - (7) ALUMINUM BACKLIT PROJECTING SIGNS
(State whether Electric or otherwise and material used in construction)
AS PER ARCH. DWGS. SK-1, SK-2, E-1

Reading matter to go on sign: TO BE DETERMINED

Size: SIGN PANEL NOT TO EXCEED 3'- x 4'

Weight: APPROX. 150 lbs. EACH

How Erected: A: 5'-0" MAX B: 9'-6" TO 12'-2"
(A:Give exact distance sign is to extend from building over sidewalk.)
(B:Also exact distance from bottom of sign to sidewalk.)

Height Above Grade: Bottom SEE 'B' Top 'B' plus 3'-6"

(Signature of Applicant)

14 CONCORD AVE
(Address)
CAMBRIDGE, MA 02138

NOTICE - REGULATIONS

SECTION 1412.0 STATE BUILDING CODE PROJECTING SIGNS

1. A projecting sign shall be constructed wholly of incombustible materials.

2. All signs must meet requirements of Zoning Ordinances and Building Code.

APPROVED: _____ 12/1/89
Building Inspector Date

1. H-160

PETITION

of July Realty Trust

for 7 signs

No. 997-1013 Mass. Ave.

_____ 19___

In City Council, Dec. 18 1989

Referred to the Committee on

Attest:

Order adopted

City Clerk

by 9 members