

City of Cambridge

MASSACHUSETTS


Agenda #1 Appropriation orders for Fiscal Year 1977-78. In City Council May 2-----1977

	YEA	NAY	ABSENT	PRESENT
Mrs. Ackermann				
Mr. Clem				
Mr. Clinton				
Mr. Danehy				
Mr. Duehay				
Mrs. Graham				
Mr. Russell				
Mr. Sullivan				
Mayor Vellucci				

INTRODUCED BY CITY MANAGER JAMES L. SULLIVAN
AN ORDER CONCERNING APPROPRIATIONS FOR THE FISCAL YEAR BEGINNING JULY 1, 1977

ORDERED: That the following sums, designated as city appropriations, are hereby appropriated in the General Fund of the City of Cambridge:

FUNCTION	DEPARTMENT	SALARIES & WAGES	TRAINING & TRAVEL	OTHER ORDINARY MAINTENANCE	EXTRA- ORDINARY EXPENDITURES	CITY APPRO- PRIATIONS	STATE ASSESS- MENTS	GRAND TOTALS
GENERAL GOVERNMENT								
	city council	138 845	19 700	17 000		175 545		175 545
	mayor	120 580	13 010	26 500		160 090		160 090
	city clerk	106 100	600	14 700		121 400		121 400
	elections	151 955	2 510	44 715	3 100	202 280		202 280
	city manager	201 075	9 750	17 850		228 675		228 675
	law	114 285	1 000	227 550		342 835		342 835
	finance	858 725	30 905	305 920	500	1 196 050	57 230	1 253 280
	employee benefits	2 165 295		8 099 060		10 264 355	32 155	10 296 510
	county tax						1 671 995	1 671 995
	public celebrations	23 025		101 805		124 830		124 830
	general services	109 570		190 700	8 800	309 070		309 070
	reserve				140 000	140 000		140 000
		3 989 455	77 475	9 045 800	152 400	13 265 130	1 761 380	15 026 510
PUBLIC SAFETY								
	fire	5 580 390	5 775	338 500	126 000	6 050 665		6 050 665
	police	5 758 295	4 175	460 465	50 000	6 272 935		6 272 935
	building inspection	246 695	690	33 850		281 235		281 235
	civil defense	30 495	500	6 850		37 845		37 845
	licenses	37 200	125	3 800		41 125		41 125
	weights & measures	51 905	600	1 450	150	54 105		54 105
	traffic & parking	649 135	980	358 995	16 500	1 025 610		1 025 610
	electrical	470 845	395	921 140	10 000	1 402 380		1 402 380
	criminal justice program	69 990	1 000	16 925		87 915		87 915
		12 894 950	14 240	2 141 975	202 650	15 253 815		15 253 815
COMMUNITY MAINTENANCE AND DEVELOPMENT								
	public works	5 040 905	420	2 128 535	200 000	7 369 860	1 082 220	8 452 080
	community development	453 320	2 800	273 735	934 000	1 663 855	14 475	1 678 330
	mbta						4 180 875	4 180 875
	conservation commission		100	8 535		8 635		8 635
	historical commission		550	47 720		48 270		48 270
	rent control	207 690		68 480		276 170		276 170
	debt service			5 258 085		5 258 085		5 258 085
		5 071 915	3 870	7 785 090	1 134 000	14 624 875	5 277 570	19 902 445



FUNCTION	DEPARTMENT	SALARIES & WAGES	TRAINING & TRAVEL	OTHER ORDINARY MAINTENANCE	EXTRA-ORDINARY EXPENDITURES	CITY APPROPRIATIONS	STATE ASSESSMENTS	GRAND TOTALS
HUMAN RESOURCE DEVELOPMENT								
	health & hospital services	11 143 080	67 935	6 123 925	189 475	17 524 415	6 630	17 531 045
	colsap		490	3 500		3 990		3 990
	library	856 590	1 375	286 990		1 144 955		1 144 955
	recreation	588 030	1 075	154 410	3 900	747 415	706*320	1 453 735
	youth resources	149 475	4 750	32 360	400	186 985		186 985
	community schools	486 670	700	86 690		574 060		574 060
	veterans benefits/services	143 400	1 000	376 725	1 000	522 125		522 125
	civic unity	26 020	750	6 100		32 870		32 870
	elderly services	29 635	400	118 415		148 450		148 450
	emhrda	327 000	15 500	187 500		530 000		530 000
	coma	2 842 000	45 500	1 513 000	2 500	4 403 000		4 403 000
		16 591 900	139 475	9 889 615	197 275	25 818 265	712 950	26 531 215
EDUCATION								
	public schools							
TOTALS		39 178 220	235 060	27 862 480	1 686 325	68 962 085	7 751 900	76 713 985*

BE IT FURTHER ORDERED: That the above city appropriation and state assessments in the General Fund are to be financed by estimated revenue drawn from the following sources:

FINANCING PLAN	CITY APPROPRIATIONS	STATE ASSESSMENTS	GRAND TOTALS
taxes	30 602 883	7 751 900	38 354 783
licenses & permits	524 490		524 490
intergovernmental rev	13 873 537		13 873 537
service charges	19 152 240		19 152 240
fines & forfeits	37 200		37 200
miscellaneous revenue	4 771 735		4 771 735
	68 962 085	7 751 900	76 713 985

* Of this figure 7 751 900 is determined by the commonwealth's "cherry sheet" consisting of 7 648 305.76 and 189 427.90 in prior year underestimates and 85 863.24 in prior year overestimates, with 29.58 for rounding purposes.

CITY COUNCIL
CITY OF CAMBRIDGE
SUBMITTED APRIL 29, 1977

AN ORDER CONCERNING APPROPRIATIONS FOR CAPITAL IMPROVEMENTS PROJECTS

ORDERED: That the following sums are hereby appropriated in the Public Investment Fund of the City of Cambridge:

FUNCTION	PROJECT	APPROPRIATIONS
COMMUNITY MAINTENANCE AND DEVELOPMENT		
	public housing modernization	\$ 200 000
	housing rehabilitation-conservation	600 000
	wellington-harrington urban renewal project	450 000
	open space acquisition and development	377 000
	public squares	22 000
HUMAN RESOURCE DEVELOPMENT		
	neighborhood centers	25 000
	play area improvements	52 000
		\$ 1 726 000

BE IT FURTHER ORDERED: That the above appropriations are to be financed from the following sources:

FINANCING PLAN CLASSIFICATION	REVENUES
community development block grant	\$ 1 726 000

CITY COUNCIL
CITY OF CAMBRIDGE
SUBMITTED APRIL 29, 1977

AN ORDER CONCERNING APPROPRIATIONS FOR THE FISCAL YEAR BEGINNING JULY 1, 1977

ORDERED: That the following sum, designated as a city appropriation, is hereby appropriated in the Water Fund of the City of Cambridge.

FUNCTION	DEPARTMENT	SALARIES & WAGES	TRAVEL & TRAINING	OTHER ORDINARY MAINTENANCE	EXTRA- ORDINARY EXPENDITURES	CITY APPRO- PRIATION	STATE ASSESS- MENT	GRAND TOTALS
Community Maintenance & Development	Water	1 253 925	1 730	1 041 305	405 000	2 701 960	45 935	2 747 895*

BE IT FURTHER ORDERED: That the above city appropriation and state assessment in the Water Fund are to be financed by estimated revenues drawing from the following sources:


FINANCING PLAN	CITY APPROPRIATION	STATE ASSESSMENTS	GRAND TOTALS
metered rates	2 647 250	45 935	2 693 185
service rentals	40 000		40 000
rental of property	10 890		10 890
miscellaneous revenues	3 820		3 820
	2 701 960	45 935	2 747 895

* Of this figure, 45 935 is determined by the commonwealth's "cherry sheet".

CITY COUNCIL
CITY OF CAMBRIDGE
SUBMITTED APRIL 29, 1977

AN ORDER CONCERNING CHARGES FOR PUBLIC SEWER USE FOR THE FISCAL YEAR BEGINNING JULY 1, 1977.

ORDERED: That pursuant to Section 17-62 of Ordinance No. 875, there be and hereby is established an annual charge of twenty-seven (\$.27) cents per hundred cubic feet, based upon metered water consumption, for the use of the public sewers of the city by each and every estate in the city having one or more building sewers discharging into said public sewers. Such charge shall be effective for the period commencing on July 1, 1977 and extending to June 30, 1978.



CITY OF CAMBRIDGE

CAMBRIDGE, MASSACHUSETTS 02139
Tel. 876-6800

EXECUTIVE DEPARTMENT
JAMES L. SULLIVAN
City Manager

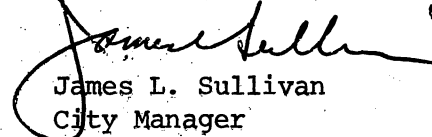
May 2, 1977

To the Honorable, the City Council:

I herewith submit the appropriation orders for the
Fiscal Year 1977-78 Budget. These constitute the
appropriations by statutory category.

The Budget Book will be available to the City Council
on Monday.

Very truly yours,


James L. Sullivan
City Manager

JLS/b

Agenda #1 *F-145*

Appropriation orders for Fiscal Year 1977-78.

In City Council,
May 2, 1977

5/2/77
Referred to the
Finance Committee