



CITY OF CAMBRIDGE
INTEROFFICE CORRESPONDENCE

To Robert W. Healy
City Manager

Date April 4, 1983

From Chief Thomas V. Scott
Fire Department

Reference

Subject Smoke Detectors

Sir:

The following steps have been taken in regards to Councillor Duehays order adopted by the City Council on January 10, 1983, which pertains to providing home owners with information about smoke detectors.

1. The enclosed articles pertaining to information of the installation of smoke detectors have been published in the Cambridge Chronicle.
2. In the newspaper article, it also stated that anyone wishing information on the various types of detectors, the proper location and installation should contact the Cambridge Fire Prevention Bureau or their local fire station.

Up to the present time a large number of citizens have called inquiring about the above information and have received valuable assistance from our bureau and also a booklet from the U.S. Consumer Product Safety Commission on what you should know about Smoke Detectors.

Very truly yours,

A handwritten signature in cursive script that reads "Thomas V. Scott".

Thomas V. Scott
Chief of Fire Department

City gets serious on smoke detector laws

By Lauren Meritt Walker
Staff writer

Cambridge Fire Department efforts to enforce the city's smoke detector regulations — which require smoke-detector systems in all buildings with six or more residential units — are beginning to take effect.

Although fire officials have gone to court on 84 cases of non-compliance with the smoke detector law, none of the 84 cases has reached the stage of a finding of probable cause, because in every case, "the people have installed 'em," according to Fire Captain Lawrence Ferazani.

In buildings over 30 units in the city, there is "about 85 percent compliance," Ferazani noted. For lodging houses, the figure is over 90 percent.

He said the major obstacle to even higher compliance rates is that landlords have to know the department is serious about enforcing the law.

"If you get a guy who owns 50 units, they know they're not in compliance. They hide, they transfer from owner to owner, and identification is a problem."

In buildings over six units, the detector systems must be wired into the house electrical system, and have a battery back-up system in case of power failures. Such a system has detectors throughout the building that warn all residents of potential smoke.

Such systems are far more expensive than the portable battery-operated detectors allowed in one and two family homes. "A typical six family can cost them a couple of thousand dollars," Ferazani said. Harvard University spent about \$2 million to comply with the law last year.

But although smoke detectors are optional in one and two family buildings until the building is put up for sale, in buildings of six units or more, the more expensive and complicated wired-in systems are required by law whether the building is for sale or not.

For buildings of two to five units, the wired-in systems are required, but only when the building is put up for sale.

City Councillor David Sullivan said this week he is considering introducing an order which, if voted, would extend the smoke detector law to make detectors mandatory in buildings with less than six

units, whether they are up for sale or not.

Sullivan's order would also ask the city manager to increase the budget of the fire prevention bureau to better administer the smoke detector law.

At present, the fire prevention bureau — which reviews smoke detector plans for new buildings and buildings about to install smoke detector systems, and enforces the smoke detector law — is made up of two persons, Ferazani and Deputy Chief William Cantwell.

Ferazani said current enforcement efforts begin with "identifying those occupancies that are in violation of the law."

First notices were sent to all buildings in Cambridge when the law was passed in 1980. "Once we identify those not in compliance, we're notifying them to contact the fire prevention office," Ferazani said.

"If they don't notify us of intent to comply, that's when we take them to the city solicitor," Ferazani explained.

For buildings of six units or more, plans must be approved by the fire prevention bureau before the detector systems are installed.

Buildings of one to five units must get a certificate of compliance from the fire prevention bureau before they can be sold. If Sullivan's order is passed, those buildings will have to have smoke detectors installed whether they are for sale or not.

Although the smoke detector law was voted in 1980, a 15-month delay in enforcement was passed by the city council to give landlords more time to comply.

Calling the smoke detector "one of the most significant improvements in home fire safety ever to occur," Ferazani said that the law should not be the only measure of "whether you need a smoke detector."

"At least it alerts you," he said. "It doesn't get you out of the house, and it doesn't put the fire out, but it does give you early warning, which is significant because people think the smoke will wake them up, but the smoke detector is always awake."

For more information on smoke detectors, one- and two-family homeowners may contact their local fire station, and larger landlords may contact Ferazani at the fire prevention office, 876-0125.

Do you know the law on smoke detectors?

Owners of one and two family houses in Cambridge can now take questions about smoke detectors to their neighborhood fire stations.

A 1981 state law stipulates that one and two family homes must have smoke detectors if they are sold, but fire officials are hoping homeowners will install the detectors as a safety measure, even if the houses are not for sale.

In one and two family houses, either battery operated or plug-in type detectors are acceptable.

In larger dwellings, smoke detectors must be installed by an electrician in order to meet the requirements of the law.

Two to five unit buildings must have detectors wired into the household electrical system when they are sold. Buildings over six units must have wired-in systems whether the buildings are for sale or not.

Because one and two family houses are not required by the law to have smoke detectors unless the houses are for sale, fire officials are concerned that people living in those houses will not have the early warning detectors provide in the event of a fire.

Since the battery and plug-in detectors are relatively cheap and readily available — they cost between \$10 and \$50 and can be found in department, hardware and other

stores — and, in addition, meet the requirements of the law for one and two family houses, fire officials are urging people to consider them.

The home smoke detectors spot smoke even if the fire is only smoldering. The detectors come in two types, an ionization type and a photo-electric type.

Many fire related injuries are caused by smoke and fumes — rather than the flames themselves — and the best way to avoid injury is to get out of the burning building.

Properly placed smoke detectors can wake sleeping residents and warn them of a fire before they have inhaled too many dangerous fumes, fire officials said.

Local fire stations are now offering a

free booklet — as well as advice — on smoke detectors.

The booklet, "What You Should Know About Smoke Detectors," is printed by the U.S. Consumer Product Safety Commission, and is "the best booklet we've seen," on the subject, according to Cambridge Fire Lt. Lawrence Ferazani.

The booklet covers how detectors work, where to place them, how many a house needs, and how to test and take care of them to keep the detectors working.

To get the booklet — and further information — homeowners should stop in at their local fire house, or contact Ferazani at fire headquarters, 876-0125.



CITY OF CAMBRIDGE
INTEROFFICE CORRESPONDENCE

To Company Captains

Date February 8, 1983

From Fire Prevention Division

Reference Smoke Detectors

Subject Technical Assistance on Smoke Detectors


The attached booklets are being issued to you for your company to read and hold company drills with. The Fire Prevention Office will, in the very near future, through the local newspapers, be directing homeowners that they can get technical information and guidance on smoke detectors at local fire stations in their area.

It is incumbent on Company Captains to insure that each man in his company is totally familiar with the material found in these booklets. We will also be issuing these booklets to the company to be given to homeowners who come into the station for guidance.

What You Should Know About

Smoke Detectors

CAMBRIDGE CIVIL DEFENSE
547-5355



U.S. Consumer Product Safety Commission
Washington D.C. 20207

The U.S. Consumer Product Safety Commission

An average of 33 million persons are injured each year in consumer product-related accidents which require either medical attention and/or one or more days of restricted activity. An average of 29 thousand persons are killed each year in consumer product-related accidents.

In other words, every hour of the day, on the average, three persons are killed and more than 3,700 persons are injured in consumer product-related accidents. The annual cost of these injuries may exceed 12 billion dollars.

Congress recognized the urgent need for Federal regulations to ensure safe consumer products when it passed the Consumer Product Safety Act in 1972. The Act called for the creation of a new, independent Federal regulatory agency. The U.S. Consumer Product Safety Commission was activated on May 14, 1973 and directed by Congress to:

- protect the public against unreasonable risks of injury associated with consumer products;
- assist consumers in evaluating the comparative safety of consumer products;
- develop uniform safety standards for consumer products and to minimize conflicting State and local regulations; and
- promote research and investigation into causes and prevention of product-related deaths, illnesses, and injuries.

The Commission has jurisdiction over more than 10,000 products used in the home, school, and public places. In its efforts to protect the public from serious product-associated injuries, the Commission needs the help of every consumer, young and old.

Based on the Fire Education Booklets developed by the National Fire Prevention and Control Administration, with technical assistance from the Center for Fire Research, National Bureau of Standards.

We don't want to scare you, but...

Home fires are a serious threat to your family's safety. Approximately 5,900 people die and over 200,000 are injured each year by fire in residences.* Many home fire injuries and deaths are caused by smoke, not flames.

But a closer look gives an important clue to a way that those frightening numbers can be

*Taken from information compiled by the Federal Emergency Management Agency.

reduced. Many deaths and injuries occur in fires that happen *at night*, while the victims are asleep. A reliable way to awaken these sleepers before the smoke becomes unbreathably dense would help more people escape uninjured.

Now there is a way — the home smoke detector, available at your local store for between \$10 and \$50. This booklet is designed to answer your questions about smoke detectors and to help you select, install, and maintain a smoke detector so that it will contribute significantly to the safety of your family.

Should We Have a Smoke Detector?

If you're not certain, maybe you share some of the misconceptions that make many Americans underestimate the danger of death from night-time fires.

For example:

"The smell of smoke would wake me." It *might*, if acrid-smelling smoke were the only thing produced by a household fire. Unfortunately, many home fires smolder slowly for hours before they burst into open flames. And while this incomplete combustion is taking place, large quantities of toxic gases, including carbon monoxide, are produced. Carbon monoxide is the same odorless, tasteless and colorless gas that causes death when people breathe automobile exhausts in a closed garage or because of a leak in a car's muffler. If you're awake, you may feel a headache and dizziness — possibly some nausea. If you're asleep when the gas enters your room, you probably will never wake up.

"There's usually plenty of time to get out." Possibly, *if* you're awake and *if* you have time to round up the family and *if* none of them inhaled too much smoke or carbon monoxide before you woke up. The spread of toxic gases long before flames become visible and noisy may not give you enough time.

"Fires only happen to other people." This is perhaps the most dangerous idea of all. And it's probably just what all those "other people" thought before their fire occurred.

One more thing: the law is getting into the act, *in favor* of smoke detectors. Detectors are already required in mobile homes, and many states and municipalities have enacted statutes that require them in new and existing homes and apartments.

"Well, just how effective are they?" They won't prevent fires, they won't protect your property (especially if you're not home), and they won't put the fire out for you. But they *will* increase your chances of getting up, getting out, and calling the Fire Department.



How Do They Work?

There are two basic kinds of smoke detectors — ionization and photoelectric. Each senses smoke by a different principle of operation. You'll hear arguments in favor of and against each type, but the best information currently available is that either type can provide adequate home fire protection. In fact, there often appears to be more difference in performance between two models of the same type than there is between the two types.

Ionization Smoke Detectors

The *ionization* principle depends on the fact that even a very weak source of radiation will increase the ability of air to conduct electricity. In these detectors, a small and carefully shielded bit of radioactive material "ionizes" the air in the detector's smoke chamber. As a result, a very weak electrical current flows through that chamber and is sensed by the detector's circuit.

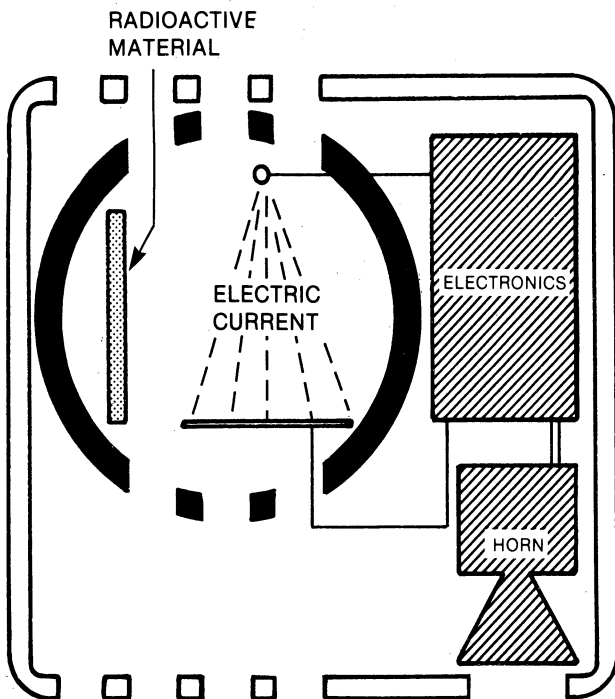
But when tiny particles of smoke drift into the chamber, they reduce that electrical current flow. When enough particles have entered the chamber, the electrical current drops below the acceptable threshold, and the detector circuit turns on the alarm horn or buzzer.

Smoke particles don't have to be very large to reduce the current flow in the ionization detector's smoke chamber. In fact, they can be invisibly small! Since hot blazing fires tend to produce more smaller smoke particles, and since these float further in the rising hot air from the fire, ionization detectors usually have a slight edge in giving early warning of open, flaming fires.

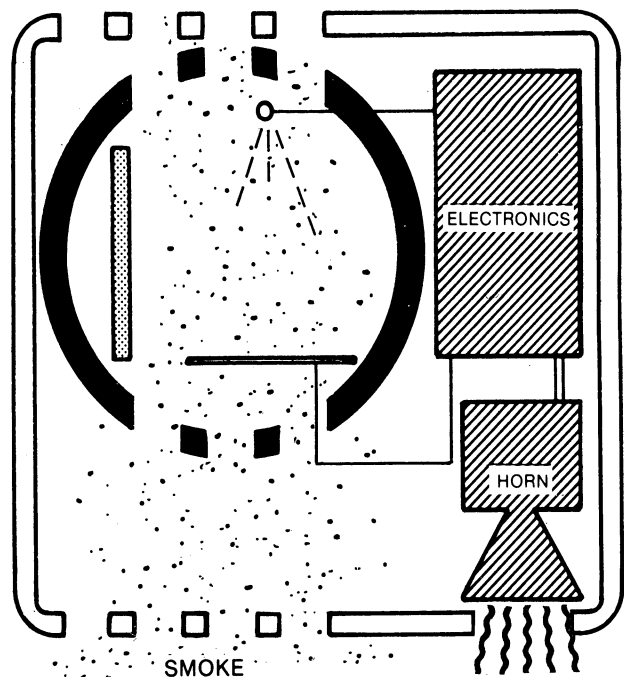
What about that radiation in ionization smoke detectors?

According to the U. S. Nuclear Regulatory Commission, if you held an ionization smoke detector close to you for eight hours a day through a whole year, you would receive only a tenth as much radiation as you'd get on one round trip airline flight across the USA.

1



2

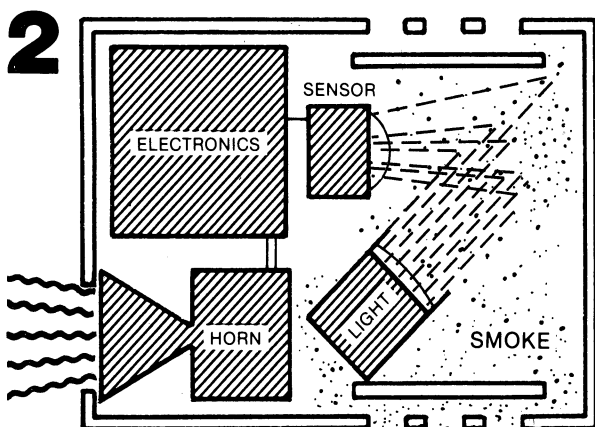
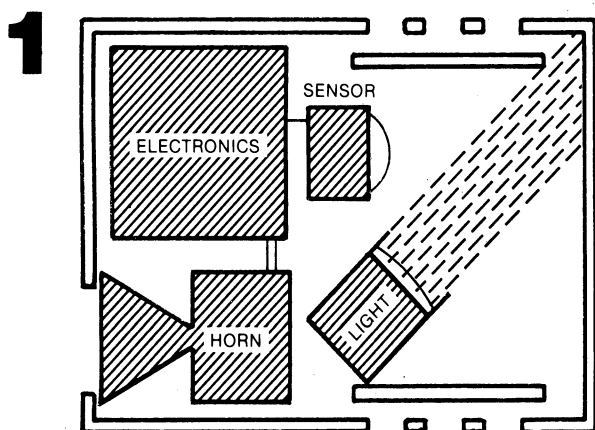


Photoelectric Smoke Detectors

The other most frequently purchased type of home smoke detector uses the photoelectric principle. It detects smoke by "seeing it" in much the same way your eyes do — by means of light reflected by the particles of smoke.

When particles of smoke are carried into the detector by room air circulating through it, they each reflect or "scatter" light from a small lamp in the device. Some of that reflected light falls on a photocell, causing it to produce a slight electrical current. As more particles enter and scatter more light onto the photocell, more electricity is generated. Finally, when the smoke particles are dense enough to reflect a pre-set amount of light, the detector circuit actuates the alarm.

Because they sense the light reflected by smoke particles, photoelectric smoke detectors detect larger particles more readily than they sense the invisible particles to which ionization detectors respond. It happens that cooler, smoldering fires produce more of these large particles than do hot, blazing fires, so photoelectric detectors are somewhat more likely to give the alarm while a fire is still smoldering.




But remember that many household fires produce detectable amounts of *both* visible and invisible smoke. Either kind of detector has a high probability of giving you enough warning for a safe escape.

Of course, to really cover all the possibilities, you might want to install one of each type of smoke detector.

Do I need a heat detector too?

Some manufacturers offer a heat sensing device as either a standard or optional part of their smoke detectors, or as a separate product. Most of them use a piece of specially-formulated metal which either melts or distorts because of heat in the air around it. Heat detectors built into smoke detectors usually set off the main detector's alarm when a certain temperature is exceeded, while separate detector devices sound their own alarm or send an electrical signal to a central alarm.




Heat detectors do add protection, but they must be close to a fire to set off the alarm. They are especially useful in environments that could fool or disable a smoke detector, such as a kitchen, where grease particles in the air might cause a smoke sensor to give false alarms. Properly selected heat detectors can also be used in areas that are too hot or too cold for smoke detectors to function properly, such as furnace rooms, attics, and attached garages.

But a heat sensor is no substitute for a smoke detector. Remember, it is more often the smoke that causes injury and death than the heat of a home fire. A heat detector is capable of totally ignoring a smoldering fire that is putting out lethal amounts of smoke, carbon monoxide, and other toxic gases.


House Current or Battery-Powered ...Which Kind Is Better?

That depends — on where you plan to put your detector, how likely you are to test it regularly, and even the likelihood of power failures where you live.

Smoke detectors which operate on batteries tend to take less time and fewer tools to install, though there are exceptions. Usually most of the effort is devoted to physically attaching the detector itself to the ceiling or wall. This may be done with adhesives, screws, or expansion fasteners, depending on the manufacturer. Once the battery-powered unit is mounted, the owner simply slips in the battery, tests the unit, and the job is done. In about a year the detector will begin to emit “beeps” every minute or so, and will keep this up for a week or longer, to tell the owner that the battery has begun to fall below a safe minimum of power and should be replaced.



Smoke detectors which operate on household electric current have the power they need to operate as long as there is current in the circuit to which they are connected. However, installation is somewhat more complicated with these units. In the simplest versions, the detector has an ordinary line cord which is plugged into a wall socket just like other appliances. A problem can arise, however, when the best location for the detector (in terms of air flow or nearness to the bedrooms) may not have a convenient outlet.



In these instances, it will be necessary to have an electrical outlet installed (by an electrician) in the proper location, at the cost of some delay and expense. In fact, if such electrical work is necessary to install a plug-in detector, it may be simpler to have the electrician install a detector which he can wire directly to household wiring, without an external plug.



Plug-in units should not get their power from a distant plug by means of an extension cord. This puts an extra plug connection into the circuit which could become disconnected without being noticed, rendering the detector useless. The line cord of most plug-in detectors, in fact, has a device for securing the plug to the wall outlet in a way that makes it difficult for children or pets to remove.

In the event of a power failure, detectors which operate on household electric current will become inoperable (except for some brands, which contain stand-by batteries). In most regions this is a rare event, but if power outages are frequent where you live, you might think twice about depending *only* on this type of smoke warning device.

It is also possible that a fire could actually start in the circuit which supplies power to the detector, and power to the unit might fail before it gave the alarm. However, this does not appear to be a significant danger.

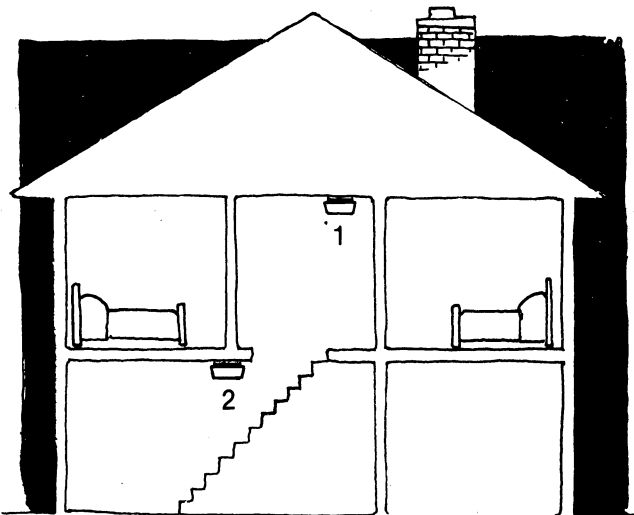
What Kind of Smoke Detector Do We Need?

Because most home fires produce a rich mixture of smoke types, with detectable amounts of both large-particle and small-particle smoke early in the fire's growth, either an ionization or a photoelectric detector will meet most needs. Rather than delay purchases while you decide between them, why not buy one and get it installed at once? Whichever type you get, it will provide more protection than no detector.

...and How Many?

This may be a more important question than "what kind?" Tests conducted for the U.S. National Bureau of Standards have shown that two detectors, on different levels of a two-story home are twice as likely to provide an adequate amount of time for escape as one detector. The upstairs detector senses smoke wherever it originates, while the downstairs unit will react sooner to fire which could block escape routes through the first floor.

One detector gives more protection than no detector; two detectors, if properly installed, provide more reliable early warning than one. Having two detectors also lets you select both an ionization type and a photoelectric model, giving you the best capabilities of both. It also lets you have one battery-powered and one plug-in or wire-in model, so that neither a battery failure nor a power outage leaves your family defenseless. Finally, two smoke detectors are far less likely, statistically, to both be "on the blink" when needed than a lone detector.



Shopping for Your Smoke Detector

Once you've decided on which type and how many, you'll discover a wide selection at your hardware, department, building supply, or discount store. In choosing, it's a good idea to look for a mark or statement on the package or the unit itself that the detector has been tested and certified by a recognized testing organization. If you don't see such a mark, or if you don't recognize the name of the testing laboratory, you can't be sure that this detector model meets minimum performance standards.

Next, look at the instructions, and ask yourself these questions:

1. **Are the instructions clear and complete?** They should tell you how to install it, suggest *where* to put it, and provide guidance for testing and maintenance.
2. **Can you do the installation yourself — safely?** Is there a step-by-step explanation, with enough diagrams to tell you exactly what you'll need to do? This is a good time to decide if you should do the installation yourself. If you don't feel confident on a stepladder, for example, you may want to ask a friend, relative, or carpenter to do it for you.
3. **What maintenance is required?** Do the instructions tell you how to test and clean the unit, and how often? If the unit uses batteries or replaceable lamps, is there a readily visible or audible signal to tell you when replacement is necessary? Ask the clerk if the store carries whatever parts may be needed.

Then, bring home some protection for your family.

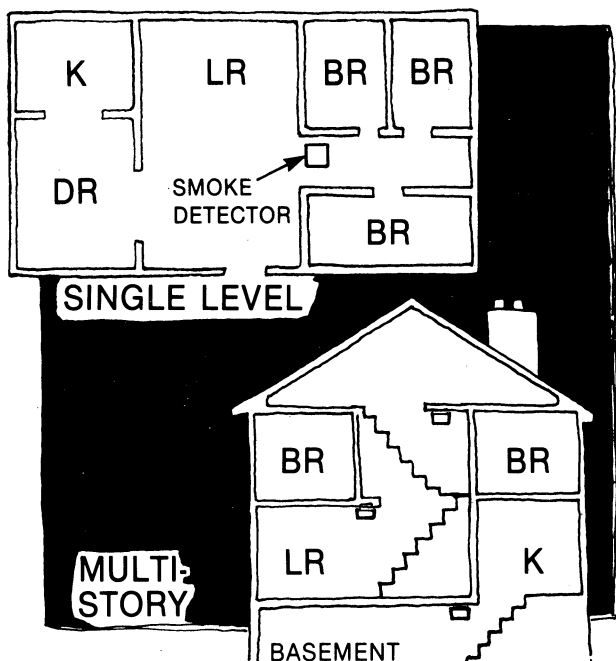
Where Do We Put It?

Where you should put one or more detectors depends on the size and layout of your home, and on where the members of your family sleep.

Since the primary job of a smoke detector is to awaken sleeping persons and warn them of urgent danger, the most critical requirement is to put your detector as close as possible to the bedrooms in which your family sleeps. If two sleeping areas are separated by any significant distance, each should have its own detector.

Next consider the probable path along which smoke would flow from the rest of your home. In single floor homes, this usually means placing the detector in the hallway off which the bedrooms open. In a house where the bedrooms are upstairs, the detector should be near the top of the stairs to the bedroom area.

The simplest rule for locating the basic (or the only) smoke detector in your home should be, "Between the bedrooms and the rest of the house, but closer to the bedrooms."

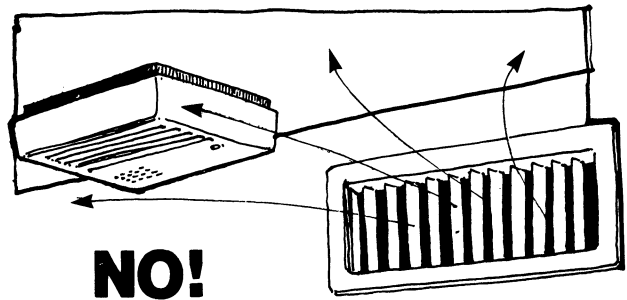


If you're installing multiple detectors, and you've put one near each sleeping area, it is a good idea to make certain there is one on each level of the house. The basement ceiling, near the steps to the rest of the house, is another good location. For extra protection, consider putting a detector *in* each bedroom, especially if the occupant might be tempted to smoke in bed on occasion. This is especially appropriate if your family prefers to

sleep with bedroom doors shut. Closed bedroom doors actually offer some protection against both fire and smoke from outside the room, but they will also make it more difficult to hear a detector alarm outside the bedroom. Furthermore, they can keep smoke produced by a fire *in* the bedroom from reaching a detector in the hall. A detector in the bedroom will serve to awaken the sleeping occupant before the smoke concentration in the closed room reaches a dangerous level.

Once We've Picked the Proper Location, What's the Right Position for the Detector?

Check the instructions that come with your detector. Most will recommend installing smoke detectors on the ceiling or on the walls between 6 and 12 inches below the ceiling. This not only takes advantage of the fact that most smoke rises, but puts the detector safely above accidental bumps and the inquiring hands of children. There is one place *not* to put a detector. Don't put it within six inches of where the wall and the ceiling meet, on either surface. This has proven to be a "dead air" space that gets little air circulation.




Some peculiarities of air flow and ceiling temperature need to be considered in certain installations. Excessive "clean" air flow across a detector can keep smoke-filled air from reaching the smoke chamber. This can happen if the detector is mounted in front of an air supply duct outlet, or between the bedroom and the furnace cold air return. In either of these instances, relatively clean air may still be "washing" the detector even when most of the air in the house is unbreathable.

Also avoid putting detectors on a ceiling which is substantially warmer or colder than the rest of the room. In either of these cases, an invisible "thermal barrier" near the surface can prevent smoke from reaching the detector. This can be a problem in mobile homes or in older, poorly insulated houses. In such cases, mounting the unit on an inside wall, between 6 and 12 inches from the ceiling, will provide more reliable operation.

How Do We Take Care of It?

Smoke detectors are tough — they don't need much attention, except for regular testing and the prompt replacement of batteries, bulbs, or other owner-replaceable components. But neglect these few requirements, and your detector won't be able to do its job if the critical moment of a fire ever comes.

Monthly Testing



Once every month, test your detector by holding a candle six inches under it. If you're testing an ionization detector, let the flame burn. To test a photoelectric unit, extinguish the candle and let visible smoke drift into the detector. Heavy tobacco smoke will also work. Within twenty seconds the unit's alarm should begin to sound. As soon as the alarm sounds, fan the smoke away from the detector. Soon the detector will become silent, and you can walk away knowing it's still on guard.

Using real smoke is more dependable than pressing the "test" button found on many older smoke detectors. In some older units, the button only activates the warning horn or buzzer, and does not tell you whether the detector circuit itself is working. Some newer detectors have more refined functional test systems which simulate the presence of smoke in the chamber. These don't need to be tested with real smoke. Check the package or instructions of your detector to see if it has this feature.

Some authorities suggest testing every two weeks. This should not reduce battery life significantly. Testing more often than this may diminish your battery's endurance.

Replace Batteries and/or Lamps At Once

If your battery-powered detector begins to emit its low-power warning, remove the weak battery and replace it immediately with a fresh one. It is important to always have a fresh battery on hand.


Replacement lamps for photoelectric detectors should also be kept on hand so that there is no delay in restoring them to full function. Owner negligence of testing and part replacement has been a cause of smoke detector failure, often with tragic results.

Don't Play "False Alarm"

The detector is not a toy. Remind everyone in your family that it should not be operated, or even touched, except for testing, maintenance, and cleaning. Some authorities suggest using the detector test feature to operate the alarm as part of a family "fire drill" on occasion, but operating the alarm excessively draws heavily on battery power, and may leave you flat when it's needed most.

If It "Acts Up"

Most manufacturers back up their detectors with a service or replacement warranty. If your detector begins to malfunction during the period, send it to them at once.



How Can We Help Our Smoke Detector Protect Us?

There's more to surviving a home fire than waking up before it's too late. Just-awakened people, including children, are often confused, and may panic in the excitement. The safety of all may depend on knowing instinctively what to do.


Plan and Practice for a Safe Escape

Home fire drills may sound silly, and a serious fire is no fun to talk about, but a little time spent selecting escape routes and practicing what to do if the detector goes off may save lives if fire ever comes to your home.

1. Walk through the main escape route several times. Try it in the dark or with eyes closed. Memorize the number of steps between obstacles or turns. If a piece of furniture keeps getting in the way, move it to clear the path.
2. Plan alternate ways of escape from each room. If the main route were blocked by fire or impenetrable smoke, how would each family member get out? If bedroom windows are too high for safe jumping, perhaps you should buy rope or chain escape ladders to keep at a window in each bedroom.

3. If you must go through a smoke-filled area, crawl on hands and knees, with your head low to avoid breathing smoke.
4. Before opening an inside door, touch the knob and the top of the door. If either feels hot, don't open the door. Fire on the other side might flash into your room. Use your secondary escape route.
5. Agree on a place to meet outside the home, so you can count noses and be sure everyone is safe.
6. Don't call the Fire Department from the burning home. Get out safely, then telephone from a neighbor's home or use an alarm box.
7. Go back into the house or apartment *only* after the firefighters have assured you that the fire is fully extinguished and the structure is sound.

Your smoke detector is one of the most significant improvements in home fire safety ever to occur. But its effectiveness depends on your own efforts to prevent and to escape fires.



Any more questions?

U.S. CONSUMER PRODUCT SAFETY COMMISSION
Regional Office Addresses

Revised April 1982

MIDWESTERN REGIONAL OFFICE

203 South Dearborn Street, Rm. 2945
Chicago, Illinois 60604
(312-353-8260)

SOUTHEASTERN REGIONAL OFFICE

800 Peachtree Street, Suite 210
Atlanta, Georgia 30308
(404-881-2231)

NORTHEASTERN REGIONAL OFFICE

6 World Trade Center
Vesey Street, 6th Floor
New York, New York 10048
(212-264-2266)

SOUTHWESTERN REGIONAL OFFICE

1100 Commerce Street, Rm. 1C10
Dallas, Texas 75242
(214-767-0841)

WESTERN REGIONAL OFFICE

555 Battery Street, Rm. 416
San Francisco, California 94111
(415-556-1816)

CPSC Resident Posts

Boston, Massachusetts
(617-223-5447)

Bridgeport, Connecticut
(203-579-5915)

Buffalo, New York
(716-846-4116)

Charlotte, North Carolina
(704-371-6601)

Cincinnati, Ohio
(513-684-2872)

Cleveland, Ohio
(216-293-3886)

Denver, Colorado
(303-837-2904)

Detroit, Michigan
(313-226-4040)

Honolulu, Hawaii
(808-546-7523)

Houston, Texas
(713-226-5934)

Indianapolis, Indiana
(317-269-7645)

Kansas City, Missouri
(816-374-2034)

Los Angeles, California
(213-688-7272)

Miami, Florida
(305-526-2515)

Milwaukee, Wisconsin
(414-362-1468)

New Orleans, Louisiana
(504-589-3742)

Orlando, Florida
(305-420-6261)

Philadelphia, Pennsylvania
(215-597-9105)

Phoenix, Arizona
(602-241-2397)

Portland, Oregon
(503-221-3056)

San Juan, Puerto Rico
(809-753-4403)

Seattle, Washington
(206-442-5276)

St. Louis, Missouri
(314-425-6281)

Tulsa, Oklahoma
(918-581-7606)

Saint Paul, Minnesota
(612-725-7781)

Rockville, Maryland
(301-443-1152)

Product Safety—It's No Accident

The U.S. Consumer Product Safety Commission (CPSC) is an independent regulatory agency charged with reducing unreasonable risks of injury associated with consumer products. CPSC is headed by five Commissioners appointed by the President with the advice and consent of the Senate. The Commissioners are Nancy Harvey Steorts, Chairman; R. David Pittle; Edith Barksdale Sloan; Stuart M. Statler; and Sam Zagoria.

To report a product hazard or a product-related injury, write to the U.S. Consumer Product Safety Commission, Washington, D.C. 20207. In the continental United States, call the toll-free hotline: 800-638-8326. Maryland residents only, call 800-492-8363. Alaska, Hawaii, Puerto Rico, Virgin Islands, 800-638-8333. A teletypewriter for the deaf is available on the following numbers: National (including Alaska and Hawaii) 800-638-8270, Maryland residents only 800-492-8104. During non-working hours, messages are recorded and answered on the following working day.

This document is in the public domain. It may be reproduced in part or in whole by an individual or organization without permission. If it is reproduced, however, the Commission would appreciate knowing how it is used. Write to the U.S. Consumer Product Safety Commission, Office of the Secretary, Washington, D.C. 20207.

CONSUMER PRODUCT SAFETY COMMISSION
WASHINGTON, D.C. 20207

OFFICIAL BUSINESS
PENALTY FOR PRIVATE USE, \$300



AN EQUAL OPPORTUNITY EMPLOYER

POSTAGE AND FEES PAID
CONSUMER PRODUCT
SAFETY COMMISSION

CAMBRIDGE CIVIL DEFENSE
547-5355



CITY OF CAMBRIDGE

CAMBRIDGE, MASSACHUSETTS 02139
Tel. 498-9011

EXECUTIVE DEPARTMENT
ROBERT W. HEALY
City Manager

April 25, 1983

To the Honorable, the City Council:

In response to City Council Order No. 3 of January 10, 1983,
relative to smoke detectors, enclosed please find copy of a report
from Fire Chief Thomas V. Scott.

Very truly yours,

Robert W. Healy
City Manager

RWH/mbf
Enc.

Agenda # 65-

235

Report from Fire Chief relative to smoke
detectors in response to City Council
Order # 3 of January 10, 1983.

In City Council,

April 25, 1983

4/25/83

Placed on File