




CITY OF CAMBRIDGE
CENSUS OFFICE

Se tiver dificuldade com este formulario por favor chame 876-9788
Se tiene dificultad con esta formulario por favor llame 876-9788
If you have difficulty with this form, please call 876-9788



IMPORTANT NOTICE TO THE RESIDENTS OF CAMBRIDGE

We're taking the census, and it is important to you and your community. It is important to be counted because:

1. Our tax money paid to the State and Federal governments is returned to us based on the number of persons living here, which affects our rent and property tax.
2. Failure to be counted may affect the retention of your name on the Voter List.
3. Our number of Representatives in the Legislature is based on the number of persons living here.
4. It can make it easier for you to register to vote.

Please complete this form and RETURN IT WITHIN 72 HOURS in the envelope provided.

GENERAL INSTRUCTIONS

LIST:

All family members, relatives, lodgers, household employees, and all other persons living here on March 1, 1975 who consider this address home.

All persons who consider this address home, but who are temporarily away. Include persons away on vacation or business and persons who consider this address home, but who are living outside of Massachusetts.

DO NOT LIST:

Any person staying here who considers another address to be home.

Any person who is away but is living in Massachusetts at an institution, such as a university, home for the aged, mental institution or in the Armed Forces.

PRINT ALL THE ANSWERS IN THE BLOCKS PROVIDED, ENTER ONLY ONE NUMBER OR LETTER PER SPACE.

IF ON JANUARY 1, 1975 YOU WERE LIVING AT AN ADDRESS DIFFERENT FROM YOUR CURRENT ADDRESS (MARCH 1, 1975) PLEASE ENTER IT (JANUARY 1, 1975) ON THE LAST LINE OF THIS FORM.

IF ADDITIONAL FORMS ARE REQUIRED, PLEASE CALL 876-9788.

INSTRUCTIONS FOR ANSWERING QUESTIONS


1. Enter the apartment number.
2. Leave this space blank.
3. Enter name: Last name first, leave one space, enter first name, leave one space, enter middle initial.
4. Sex: Enter M for male, F for female.
5. Enter Year of Birth.
6. Occupation: enter major occupation. Students and retired persons should so indicate.
7. Nationality: Enter nationality if you are not a U.S. citizen.
8. Enter Y if you are a registered Cambridge voter, enter N if you are not.
9. If you are registered to vote in the City of Cambridge at an address other than your present address, enter the previous voting address.
10. Residence as of January 1, 1974, if different from your present address.
11. Language: indicate the principal language spoken in the home if not English.
12. School Department (applies only to persons under 22 years of age).
 - A. Check the appropriate space indicating school attendance: Cambridge Public Schools; any other school public or private (including college); or not attending school.
 - B. Enter Y if a person has any special education needs due to physical or emotional disabilities. Enter N if he has none.
 - C. Enter Y if a person has been referred to a Core Evaluation Team. Enter N if he has not.

FIRST CLASS
PERMIT NO. 46458
CAMBRIDGE, MA 02139

IMPORTANT
CENSUS MATERIAL INSIDE

CAMBRIDGE CENSUS OFFICE
MUNICIPAL BUILDING
362 GREEN STREET
CAMBRIDGE, MA 02139

W _____ P _____



CITY OF CAMBRIDGE

CAMBRIDGE, MASSACHUSETTS 02139
Tel. 876-6800

EXECUTIVE DEPARTMENT
JAMES L. SULLIVAN
City Manager

September 16, 1975

Mr. Joseph Knott
Bureau of the Census
Population Division
Suitland, Maryland 20233

Attention: Administrative Records / Revenue Sharing Staff

Re: Acct. #22-2-009-001

Dear Mr. Knott:

On March 11, 1975, I filed a formal complaint with the Office of Revenue Sharing (copy of which is enclosed) concerning the reduction in the population estimate for the City of Cambridge from 100,361 in the 1970 Census to an estimated population of 96,170 in 1973.

On May 15, 1975, I received a communication from Arthur L. Hauser of the Office of Revenue Sharing which basically rejected our claim and stated that the data being used was correct. A copy of Mr. Hauser's letter is enclosed.

I contacted Mr. Hauser and stated that I disagreed with his conclusion and questioned the methodology which would apply a national norm figure of a five percent reduction in the size of household to the City of Cambridge. Because of the presence of the Universities and the cosmopolitan nature of Cambridge I was sure that such a yardstick would prove inadequate. He stated that the determination of estimates were the responsibility of the Bureau of the Census and unless we could provide additional data supporting our claim that the decision would stand.

I advised Mr. Hauser that the Commonwealth of Massachusetts was conducting a decennial census in each of the communities in Massachusetts and at its conclusion we would be more able to know the true status of the census figures for the City of Cambridge.

The methodology for collection of the data in the City of Cambridge was based upon the procedures followed by the Federal Census refined by requirements of the Office of the Secretary of State of the Commonwealth.

The census staff was hired on February 1 under the CETA Title VI grant. Training projects continued through February until the March 1 census

September 16, 1975

day. The staff included a director, an administrative assistant, 4 supervisors and 30 enumerators. Enumeration lasted from March 1 to June 30.

After discussions with Mr. Arthur Dukakis, Regional Director of the Census Bureau, the following procedures were adopted for the collection of the data:

1. Each enumerator was assigned specific streets within each precinct.
2. Each enumerator made three attempts, if necessary, to contact an inhabitant of each unit in the city. The information was recorded by the enumerator on the attached form.
3. On the third visit, if no one was at home, the enumerator took two steps:
 - I. Left a mailback packet (enclosed).
 - II. Recorded any final resort information, including information given by neighbors or superintendents and names on mailboxes.


The enumerators were successful initially in making contact with 70% of the 37,125 units in the city. Of the 11,138 mailbacks left at units, 4637 (40%) were returned.

A telephone canvass of the units which did not return mailbacks was conducted to make personal contact with these families, and finally another canvass of all uncontacted units was made throughout the city.

I am enclosing the computer run that has been made of the Census by the Harvard Trust Company which shows the Cambridge Census figure to be a population of 102,180. I believe firmly that this figure should be used by the Bureau of the Census as the population count of the City as it is not an estimate but an actual head-count of the residents of the City.

I am taking the liberty of delivering this communication and the enclosures in hand because of its considerable importance to the welfare of our inhabitants.

Very truly yours,


James L. Sullivan
City Manager

JLS/mbf

cc: Congressman Thomas P. O'Neill
Paul Pimental, Deputy Secretary of State
Arthur L. Hauser, Office of Revenue Sharing

DEPARTMENT OF THE TREASURY
OFFICE OF REVENUE SHARING
WASHINGTON, D.C. 20226

THE DATA TO BE USED TO COMPUTE THE 6TH ENTITLEMENT PERIOD (JULY 1, 1975 - JUNE 30, 1976)
GENERAL REVENUE SHARING ALLOCATION FOR YOUR GOVERNMENT ARE PRINTED BELOW:

1973 POPULATION	1972 PER CAPITA INCOME	FY 1974 ADJUSTED TAXES	FY 1974 INTERGOVERNMENTAL TRANSFERS
96,170	4,562	33,859,007	8,596,249
110,600	4285		

Office of Revenue
Sharing Record

Proposed Correction

ESTIMATED

CAMBRIDGE CITY
CITY MANAGER
CITY HALL
CAMBRIDGE MASS

08138

If you agree with the data, please do not return this form. No further action is necessary.

If you disagree with the data, considering the definitions and appropriate dates, enter the proposed corrections and return this form signed and dated, with supporting evidence, before March 14, 1975.

I believe that the proposed corrections I have entered hereon are true and correct. Full justification is attached.

James Walker
Signature
CITY MANAGER
Title

Date 3-11-75

ACCT NO : 22 2 009 001



CITY OF CAMBRIDGE

CAMBRIDGE, MASSACHUSETTS 02139

Tel. 876-6800

EXECUTIVE DEPARTMENT

JAMES L. SULLIVAN

City Manager

March 11, 1975

Mr. Graham W. Watt
Director
Office of Revenue Sharing
Department of the Treasury
Washington, D. C. 20226

Dear Mr. Watt:

I am enclosing herewith Treasury Form ORS 3233 dated February 1975, disagreeing with the data to be used to compute the Sixth Entitlement Period for the General Revenue Sharing Allocation for the City of Cambridge, Massachusetts.

The following information is submitted to support the City's contention that the figures to be used are inaccurate and that the figures developed by the City of Cambridge more reasonably reflect the circumstances in Cambridge.

As you are aware, the City of Cambridge is a complex community containing two major educational institutions, Harvard and the Massachusetts Institute of Technology, within its borders. The complexity of developing a sound census for a community like Cambridge could only be reflected accurately in a major census, such as that conducted by the Federal Department of the Census in 1970, which was reasonably accurate. That Census showed a total population of 100,361, compared to the estimate on the form ORS 3233 of 96,170, or a population loss since 1970 of 4,191, or a drop in population of approximately 4%. All of the figures available to the City suggest that the contrary is true. Population changes should be reflected in changes in the housing stock of the City and in the College population enrollment.

Following are the facts with respect to these figures:

Housing Units gained and lost
Source - Bldg. Dept. City of Cambridge

New Units Constructed		Units Razed
1970	957	67
1971	660	69
1972	979	73
1973	<u>756</u>	<u>65</u>
Total	3352	274

Thus, the Building records of the City show a net increase in the number of Housing Units to be 3078. There is, incidentally, a negligible vacancy rate in the City due to the intense housing pressures and the presence of the Universities.

If we assume an occupancy rate in the added units of 3.5 persons per unit, the increase in the population should approximate 10,773 more than in 1970.

Neither M.I. T. nor Harvard show any drastic decline in Student population during this period of time. For the years in question the M.I. T. total Student population was as follows:

1969/70	Graduate	3950
	Undergraduate	<u>4074</u>
	Total	8024
1970/71	Graduate	3679
	Undergraduate	<u>4120</u>
	Total	7799
1972/73	Graduate	3667
	Undergraduate	<u>4153</u>
	Total	7820
1973/74	Graduate	3775
	Undergraduate	<u>4113</u>
	Total	7888

These figures were provided by the M. I. T. Registration Office.

The figures for Harvard University are as follows for the years in question:

1970	Graduate	2995
	Undergraduate	<u>5901</u>
	Total	8896
1973	Graduate	2540
	Undergraduate	<u>6247</u>
	Total	8787

An analysis of the births and deaths for the City of Cambridge during the same period of time shows the following:

	<u>Births</u>	<u>Deaths</u>
1970	1578	983
1971	696	852
1972	592	1077
1973	<u>543</u>	<u>775</u>
	3409	3687

March 11, 1975

These figures are from the records in the Office of the City Clerk. Thus, from the standpoint of the student population one finds stability; from the standpoint of the native population one finds a reduction of 278 over the time period, or stability; and from the standpoint of immigration there is a substantial increase.


From an analysis, therefore, of the statistics it would appear that the reduction in the total population of the City is totally and absolutely unwarranted and, in fact, the population has increased by approximately 10,000 during the period in question.

The per-capita income of the City also reflects an increase in the figures submitted by the Office of Revenue Sharing from \$3896 in the year 1969 to \$4562 based on income received in 1972, or an increase of \$666. This represents an increase of almost 18% during this period. Based upon the makeup of the Cambridge Community this figure must be overestimated. Most of Cambridge beyond the area of the Universities is a low to moderate income community which has not changed drastically during the period in question. The housing units described above as added were the reflection of a drive for low income housing for the low income residents of the Community, and would tend to depress the per-capita income figures rather than increase them. Secondly, the City of Cambridge has been, since 1970, an area of substantial and persistent unemployment with unemployment in excess of 10% and, in some neighborhoods, currently 20%. It would be virtually impossible, taking into consideration the nature of the Community, to have increased in per-capita income 18% in that 3-year span. The fact that Cambridge tends to be a composite of the young and the old and the poor and the moderate income residents would reflect an income growth considerably less than the Commonwealth as a whole, or the nation for that matter. I would believe that an income growth of less than 3% per annum would be far more realistic than the projections made.

Thus, I believe that the figures provided by the City more accurately reflect the facts on per-capita income.

This protest and challenge of the estimates provided to the Office of Revenue Sharing by the Bureau of the Census is in no way critical of the Bureau, but is intended to demonstrate that usual criteria cannot be used in developing census statistics and income statistics for a community like Cambridge. I am taking the opportunity to deliver this protest personally for I feel that it is of vital concern to the total Cambridge Community.

Very truly yours,


James L. Sullivan
City Manager

JLS/mbf
Enc.



OFFICE OF THE SECRETARY OF THE TREASURY

OFFICE OF REVENUE SHARING
2401 E STREET, N.W.
COLUMBIA PLAZA HIGHRISE
WASHINGTON, D.C. 20226



MAY 15 1975

Cambridge City
City Manager
City Hall
Cambridge, MA 02138

Account No. 22 2 009 001

Dear Sir:

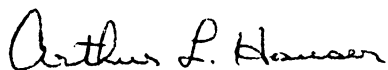
We have researched your challenge of the data elements for entitlement period 6 of revenue sharing, and we have determined that the data we are using are correct. No revision to your data could be made based on the information you provided.

The documentation you supplied as evidence for your proposed correction of the population data is based on changes in the housing inventory since 1970. Accuracy of a housing unit estimate depends on a proper assessment of changes in the size of household and of the occupancy rate in addition to changes in the number of housing units. In the period between 1970 and 1973, size of household declined in the United States by five percent, reflecting sharp downturns in the number of births and children as well as a trend toward a smaller number of adults in households. This decline would be applicable to existing housing units as well as the new units. Your estimates give no indication of allowing for such a decline, which--if allowed for--would result in an estimate of the same magnitude as the 1973 population estimate which we are using.

We have also reviewed the 1972 per capita income (PCI) estimate for Cambridge City, Massachusetts. Because of the need to develop a uniform set of PCI updates, the 1972 PCI estimates for all places of 500 or more population in 1970 are based upon the 1970 Census PCI amount. The basic procedure involves estimating the rate of change in PCI from 1969 to 1972 and applying that rate of change to the Census value. The main source of income data used to estimate changes in income was from 1972 Federal tax returns. Based on data from Federal tax returns filed by residents of Cambridge, the Bureau of the Census estimates that between 1969 and 1972 per capita earnings increased by about 15 percent. Social Security and Public Assistance payments to your area were estimated to have increased, on a per capita basis by 53 percent, which is the same as that for the county. The resulting per capita income of \$4,562 represents a 17 percent increase over the 1970 Census amount. This rate of increase, which is about 1.5 percentage points below the county average, would appear to be reasonable and is the best estimate available at this time.

If you wish to submit additional documentation in support of your challenge, please do so within 60 days from receipt of this letter.

Sincerely yours,



Arthur L. Hauser
Office of Revenue Sharing

MAILED
JAN 15 1982

9-13-75

CITY OF CAMBRIDGE - CITY CENSUS UPDATE

WARD	PREC	DEMOCRATS	REPUBLICANS	INDEPENDENTS	TOT VOTERS	TOTAL
01	1	580	16	108	704	1,623
01	2	815	35	147	997	2,253
01	3	629	18	164	811	1,779
01	4	617	16	128	761	2,246
01	5	632	15	166	813	2,419
01	TOTAL	3,273	100	713	4,086	10,320
02	1	405	56	168	629	1,308
02	2	397	38	136	571	1,406
02	3	409	79	378	866	3,284
02	4	303	29	115	447	1,618
02	5	289	34	260	583	3,367
02	TOTAL	1,803	236	1,057	3,096	10,983
03	1	391	14	118	523	1,863
03	2	400	15	133	548	1,360
03	3	515	39	215	769	1,693
03	4	389	36	175	600	1,270
03	5	411	33	189	633	1,247
03	TOTAL	2,106	137	830	3,073	7,433
04	1	429	57	320	306	1,658
04	2	387	45	298	730	1,516
04	3	338	40	310	588	1,737
04	4	382	70	276	728	1,795
04	5	456	69	267	792	1,701
04	TOTAL	1,992	281	1,471	3,744	8,407

CITY OF CAMBRIDGE - CITY CENSUS UPDATE


WARD	PREC	DEMOCRATS	REPUBLICANS	INDEPENDENTS	TOT VOTERS	TOTAL
05	1	505	72	238	815	1,684
05	2	378	68	235	681	1,288
05	3	437	78	235	750	1,301
05	4	426	60	263	749	2,316
05	5	439	56	275	770	1,759
05	TOTAL	2,185	334	1,246	3,765	8,348
06	1	392	21	188	601	1,461
06	2	460	65	301	826	1,898
06	3	375	54	334	763	5,381
06	4	409	30	245	684	1,863
06	5	442	56	331	829	3,312
06	TOTAL	2,078	226	1,399	3,703	13,915
07	1	412	72	281	765	2,657
07	2	454	36	232	722	1,886
07	3	412	124	291	827	1,512
07	4	538	90	280	908	1,802
07	5	439	103	259	801	2,469
07	TOTAL	2,255	425	1,343	4,023	10,326
08	1	481	175	248	904	1,651
08	2	440	49	125	614	1,042
08	3	502	157	332	991	1,972
08	4	226	91	172	489	993
08	5	496	194	358	1,048	1,987
08	TOTAL	2,145	666	1,235	4,046	7,645

CITY OF CAMBRIDGE - CITY CENSUS UPDATE

WARD	PREC	DEMOCRATS	REPUBLICANS	INDEPENDENTS	TOT	VOTERS	TOTAL
09	1	507	54	176		737	1,332
09	2	481	29	161		671	1,152
09	3	377	58	159		594	1,032
09	4	474	61	129		664	1,128
09	5	983	49	240		1,272	2,496
09	TOTAL	2,822	251	865		3,938	7,140
10	1	440	29	152		621	1,141
10	2	360	50	165		575	1,206
10	3	418	44	240		702	1,486
10	4	785	52	333		1,170	2,831
10	5	632	75	222		929	1,535
10	TOTAL	2,635	250	1,112		3,997	8,199
11	1	481	21	164		666	1,338
11	2	495	29	138		662	1,040
11	3	820	47	323		1,190	4,228
11	4	520	23	189		732	1,430
11	5	702	43	153		898	1,428
11	TOTAL	3,018	163	967		4,148	9,464

702,180
GRAND

Jim and
Corporate
Harvard



CITY OF CAMBRIDGE

CAMBRIDGE, MASSACHUSETTS 02139
Tel. 876-6800

EXECUTIVE DEPARTMENT
JAMES L. SULLIVAN
City Manager

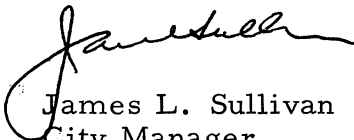
September 22, 1975

To the Honorable, the City Council:

I transmit herewith for your information a copy of a letter which I delivered personally to Mr. Joseph Knott of the Bureau of the Census last week, relative to the Revenue Sharing Allocation for the City of Cambridge.

Also enclosed are copies of correspondence to and from the Office of Revenue Sharing in Washington, and a copy of the computer print-out for the Cambridge Census.

Very truly yours,


James L. Sullivan
City Manager

JLS/mbf

Agenda # 4 F-359

Revenue Sharing Allocation for the City
of Cambridge.

In City Council,

Sept. 22, 1975

9/22/75

Placed on File -