CCM-101

City of Cambridge

33.

IN CITY COUNCIL

April 6, 1998

COUNCILLOR DAVIS
COUNCILLOR BORN
MAYOR DUEHAY
VICE MAYOR GALLUCCIO
COUNCILLOR REEVES
COUNCILLOR RUSSELL
COUNCILLOR TOOMEY
COUNCILLOR TRIANTAFILLOU

ORDERED: That the City Manager be and hereby is requested to review the enclosed material from Anchorage Alaska regarding beautification efforts and to transmit it to Clarinda Spinelli, our new Landscape Project Coordinator.

In City Council April 6, 1998.
Adopted by the affirmative vote of eight members.
Attest:- D. Margaret Drury, City Clerk.

A true copy;

ATTEST:- D. Margaret Drury

D. Margaret Drury
City Clerk

Municipality of Anchorage

P.O. Box 196650
Anchorage, Alaska 99519-6650
http://www.ci.anchorage.ak.us

Rick Mystrom, Mayor

PARKS & BEAUTIFICATION DIVISION

March 24, 1998

Thank you for your interest in our Mayor's Beautification Programs. Enclosed are copies of our brochures. If you have any questions, please call me at (907) 343-4527.

Best wishes,

Joanne Maad, Director
Anchorage Beautification

Volunteer Opportunities

Adopt-a-Park

Walk through your "adopted" park each month, pick up trash and report potential health and safety concerns.

Adopt-a-Trail

Adopt a section of trail and keep it looking great year 'round.

Adopt-a-Garden

Help beautify our community by planting and maintaining a public flower garden. Design, supplies, support and training are provided.

Tree and Shrub Maintenance

You can keep our city trees healthy and beautiful. Water the trees in public right of way parks.

Greenhouse Tour Guide

Guides are needed to take children through the Municipal Greenhouse. Tour Guides need not be botanists or even have a green thumb, but comfort in the world of plants is helpful. Training is provided.

Tuesday in the Garden

Join us in a different public garden each Wednesday throughout the summer. Learn about new plants, techniques and your community. It will be fun, too!



Adopt-a-Park participants will receive:

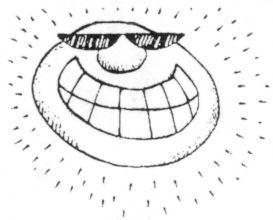

- A personalized sign in your adopted park, identifying your efforts
- Clear direction and supervision for the job you accept
- Feedback on how you are doing

As a volunteer, you will be requested to:

- Record your volunteer hours on the form provided
- Ask questions! It's important that you clearly understand your project and what is expected of you
- Attend any necessary training sessions
- Work toward the goals and uphold the standards of the Parks & Beautification Division

Tips for Success:

- The best time for group outings is the Monday following busy weekends or days directly after holidays
- Plan the day with plenty of time for breaks, so participants don't overexert themselves
- Notify the Volunteer Coordinator immediately when vandalism or a potential safety hazard is observed
- Make your efforts **fun** and **enjoyable!**



Adopt-a-Park



Anchorage Parks & Beautification Volunteer Program

343-4288

ERICK MYSTROM, MAYOR — PARKS & BEAUTIFICATION

What is Adopt-a-Park?

Adopt-a-Park is a program in which volunteers provide care and maintenance in community parks. Adopt-a-Park is a team effort between volunteers and Anchorage Parks and Beautification to enhance the quality of our parks and green spaces.



Who can get involved?

Volunteers are individuals, groups and organizations of all ages who share a common interest in keeping Anchorage's parks and green space "clean and green."

Why should I volunteer?

Would you like a cleaner, greener and safer community park for you and your family to enjoy? By investing a little valuable time you can help by picking up litter, planting, watering and/or weeding flowers. Often by showing that you care about a park, vandalism can be prevented.

How can I get involved?

Do you have a park in your community that you would like to adopt? The volunteer coordinator will help you pick an activity and location that is right for you. Please contact the volunteer program office at 343-4288 or clip and mail the attached panel.

Please visit our web site: www.ci.anchorage.ak.us



Yes, I'm interested!

Name

Organization

Address

City Zip

Day Phone

Evening Phone

Part of town I'm interested in

Please indicate the program(s) in which you may be interested in volunteering:

- ☐ Adopt-a-Park
- ☐ Adopt-a-Trail
- ☐ Adopt-a-Garden
- ☐ Tree & Shrub Maintenance
- ☐ Greenhouse Tour Guide
- ☐ Tuesday in the Garden
- ☐ Other _____

Please detach and mail to:

Municipality of Anchorage
Parks & Beautification
Volunteer Program
P.O. Box 196650
Anchorage, AK 99519-6650


ANCHORAGE
City of
Flowers
Blaze
your trail
of Rose
Purple
and Gold!

Trails to the Midnight Sun

Here is your palette of flowers for the 1998 City of Flowers theme. Choices are not limited to this list. Your garden center or greenhouse will have these or other wonderful varieties that have great color, bloom power and form.

ROSE FLOWERS
Trailing and vining plants
(Note: Vines that go up can be encouraged to go down)

ALYSSUM
BACOPA
BEGONIA
FUCHSIA
GERANIUM
GYPSOPHILA
LIVINGSTONE DAISY
LOBELIA
PETUNIA
SCHIZANTHUS
SWAN RIVER DAISY
SWEET PEA
VERBENA

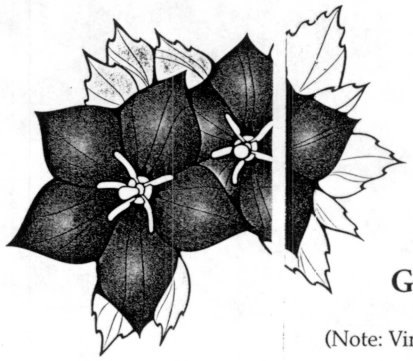

ROSE UPRIGHT PLANTS



ASTER
BEGONIA
COSMOS
DAHLIA
DIANTHUS
FLOWERING CABBAGE
FLOWERING KALE
FUCHSIA
GERANIUM
GODETIA
IMPATIENS
LAVATERA
LINARIA
LOBELIA
PHLOX
PINK POLKA DOT PLANT
PETUNIA
SILENE
SNAPDRAGON
STOCK
VERBENA

PURPLE FLOWERS
Trailing and vining plants
(Note: Vines that go up can be encouraged to go down)

ALYSSUM
BUGLE WEED
COBAEA
LOBELIA
PANSY
PETUNIA
RHODOCHITON VINE
SCAEVOLA
SWAN RIVER DAISY
SWEET PEA
VERBENA
VIOLA



PURPLE UPRIGHT PLANTS



AGERATUM
ASTER
BASIL
CABBAGE
DELPHINIUM
DIGITALIS
HELIOTROPE
LOBELIA
MALVA
PANSY
PRIMULA
SCHIZANTHUS
STATICE

GOLD/YELLOW FLOWERS
Trailing and vining plants
(Note: Vines that go up can be encouraged to go down)

BEGONIA
BIDENS
CALCEOLARIA
CANARYBIRD VINE
CHRYSANTHEMUM
DAHLBERG DAISY
GAZANIA
NASTURTIUM
PANSY
SANVITALIA
STRAWFLOWERS
THUNBERGIA
VIOLA

GOLD/YELLOW UPRIGHT PLANTS

BEGONIA
CALENDULA
COREOPSIS
RUDBECKIA
MARIGOLD
SUNFLOWERS



The City of Flowers is blazing a trail of ROSE, PURPLE & GOLD in 1998!

100 years ago the TRAILS OF GOLD led to the Midnight Sun. This year, in celebration, the Anchorage City of Flowers theme is

"Trails to the Midnight Sun"

What says Alaskan summer more than the colors of the midnight sun sky? Let the trail lead to your window boxes, containers, baskets and beds. Fill them with flowers of Rose, Purple and Gold.

Greenhouses and garden centers are ready to help you select plants for your business or home in this year's theme colors.

THE FABULOUS THREE

Easy combinations that you'll love can include:

ROSE: Geranium or Upright Tuberous Begonia
PURPLE: Petunia Surfinia Blue and
Pansy Purple Rain
GOLD: Marigold Golden Gem

IN CONTAINERS - Don't dig the dirt

Use a soil-less mix specially formulated for baskets and container gardening. These peat-based mixes are lighter and retain water and nutrients longer for proper plant growth. Mixes with water-holding gel can add an extra day or two between watering. You can also buy gel crystals separately. Add crystals to container mixes after moistening.

IN THE GROUND - Dig in organic matter

Soil loves the addition of composted organic matter each year. Peat moss, composted manures and leaves, etc. dug into your planting beds will improve your garden soil. Good soil absorbs and holds water and nutrients making for happy plants and easier gardening. If what was growing in your garden last year thrived, then you have it right. If not, contact the Alaska Cooperative Extension at 279-5582.

HARDENING OFF

Plants grown indoors or in a greenhouse are easily damaged when exposed to full sun, cooler temperatures, and wind. To prepare plants for the real world, move them first to a sheltered spot outside. Provide shade and protection from the wind for a week to ten days before planting, plants do not need to be moved indoors during this time.

WATER - The elixir of life

Water and light are two of the most important elements for plant life. Our long midnight sun days fulfill the need for light, leaving water as the key to plant survival. Containers and baskets are exposed to air more on three sides so the planting mix dries out more quickly than soil around plants in the ground. Check containers and baskets frequently, some baskets may need daily watering during dry weather. To test, push your finger one inch into the planting mix. If the potting mix feels dry, it's time to water. To test ground beds, use a trowel to dig down 2-3". When dry, water thoroughly. During hot and dry spells, garden beds may need water as often as 3 times a week. Also check after watering to see if the water penetrated below the surface 1" of soil.

HEALTHY DIET

Add a slow release fertilizer when you plant. Additional weekly feedings with a dilution of a water soluble fertilizer will give you flowers with luxuriant growth. Remember, frequent watering leaches out plant nutrients. Therefore, plants in containers need more fertilizer plus frequent watering.



OFF FOR THE WEEKEND?
Remember to arrange for someone to water your garden, especially containers, when you are gone over long weekends.

A WORD ABOUT WEEDS & SEEDS
Weeds rob your flowers of water, nutrients, space and light. Remove the tops and roots of weeds weekly, before they flower and go to seed. Remove (deadhead) spent blossoms and developing seed pods once a week to keep plants looking their best.

TRAILS AND PATHS INTO YOUR GARDEN...
AN INVITATION: Paths invite you into the garden physically and visually . They provide access for gardening, relaxing, games, picnics, ponds, pets, birdfeeders, cookouts, hot tubs, play areas, whatever you enjoy doing.
DEFINE SPACES: Paths or trails can edge an activity area or type of garden.
ADD MYSTERY and CHARM: Develop complexity in that square patch of a yard by threading a path through it. Those narrow strips along side the house can become useful and charming when a path is curved from one side to another using the non-path areas for shrubs and perennials. Surprise awaits behind the curve in a path, a new vista, a cozy seating area, or perhaps an herb knot garden. The possibilities are endless.
THE ELEMENTS: Be they straight or curving, paths and trails inject new materials into the garden. Bricks, pavers, rocks, logs, boards, gravel, tamped soil, bark chips, asphalt and concrete all can be used to create the edges or center of the path. The materials you use add new elements of color and texture that should complement and reflect the architectural style of your home or business.

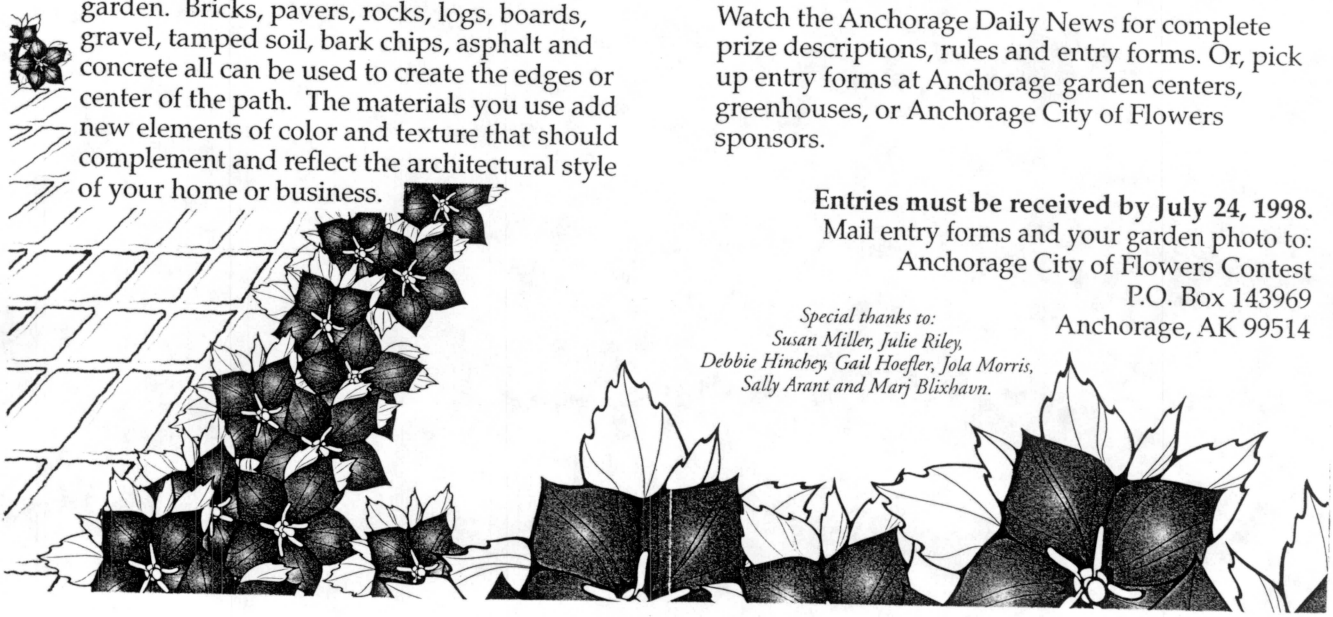

Creativity can be rewarding!

Enter a photo of your garden, and you may win the grand prize, the use of a new car for one year from Saturn of Anchorage, or one of our other great prizes!



Building on the success of last year's window box contest, Anchorage City of Flowers will award first, second and third place prizes in the following categories:

- Best use of City of Flowers theme: Trails to the Midnight Sun
- Garden Beds
- Best Before & After
- Containers
- Business Site/Location (Overall appearance)
- Best Use of Trailing Plants

The first place winners from all six categories will be invited to our Grand Prize Event at Saturn of Anchorage. Each winner will draw a key, the winner with the key that fits the car, will drive away in a new Saturn.

Watch the Anchorage Daily News for complete prize descriptions, rules and entry forms. Or, pick up entry forms at Anchorage garden centers, greenhouses, or Anchorage City of Flowers sponsors.

Entries must be received by July 24, 1998.
Mail entry forms and your garden photo to:
Anchorage City of Flowers Contest
P.O. Box 143969
Anchorage, AK 99514

Special thanks to:
Susan Miller, Julie Riley, Debbie Hinchey, Gail Hoefler, Jola Morris, Sally Arant and Marj Blixhavn.

Anchorage City of Flowers 1998 Sponsors













Blossoming Sponsors

Anchorage Board of Realtors
Anchorage Garden Clubs
Anchorage School District
Alaska Center for the Environment
Alaska Cooperative Extension
Alaska Greenhouses
Alaska Mill & Feed
Bell's Nursery & Gifts
Costco
Crabtree Patch
Debbie's Horticulture Service
Dimond Greenhouses
Dinkel's Greenhouses
Eagle Hardware & Garden
Fred Meyer
Frontier Landscaping Inc.
Green Connection
Jack White Real Estate
Kmart
Master Gardeners
Michael's Arts & Crafts
P & M Garden Services
Retired Senior Volunteer Program
Rite Aid
Sage Herb Garden
Sam's Club
Saturday Market
Saturn of Anchorage
Sears Roebuck & Co.
Spenard Builders Supply
Sutton's Greenhouse
Thiele's Greenhouse
Yukon Pacific Corp.

City of Flowers Contest Prize Sponsors

Alaska Greenhouses
Alaska Mill & Feed
Bells Nursery & Gifts
Costco
Crabtree Patch
Denali Seed Co.
Dinkel's Greenhouse
Eagle Hardware & Garden
Fred Meyer
Frontier Landscaping Inc.
Green Connection
Jeff Lowenfels
P & M Garden Services
Sage Herb Gardens
Sears Roebuck & Co.
Spenard Builders Supply
Susan Walker Feng Shui Associates

Petal Partners

Anchorage Parks & Beautification
Eagle River Parks & Recreation
Mayor's Beautification Task Force
Municipality of Anchorage

Keep Your Lights Up Until the Last Musher Reaches Nome!

From October to March, Help Make Anchorage the

CITY OF LIGHTS

Join your neighbors and business associates in making this the brightest season ever in Anchorage.



- Decorating Ideas
- Installation Tips
- Lighting Safety
- Contest Information

The following businesses and organizations can assist you with your lighting needs:

Lightscapers

Call these businesses to install decorative miniature white lights on your trees, home and business.

Arctic Lights Electric
Phone: 345-7896

Bradley Building Maintenance
Phone: 563-0765

Eagle Building Maintenance
Phone: 344-1725 Cell: 240-2714

Forget-Me-Not Light Design (Indian)
Phone: 653-7673

Frontier Landscaping
Phone: 345-4266

Great Land Electric, Inc.
Phone: 346-1812

Green Connection
Phone: 276-7836

Guaranteed Christmas by Celebrations
Phone: 243-0961

Hylites
Phone: 245-0631

Lights and Lights, Inc.
Phone: 333-2311

Lightscaping Alaska/Window Man
Phone: 522-9636

Lightworks (Eagle River)
Phone: 696-LITE

Northern Lightscapes
Phone: 562-2128

Rowan Decorators
Phone: 276-1818

Shining Lights (Bird Creek)
653-7553



Commercial Engineers & Designers

Call these businesses if you want architectural lighting and landscape lighting.

Adams Morganthaler & Co.
Phone: 279-0431

Alaska Commercial Lighting
Phone: 562-2694

Alternative Lighting
Phone: 562-5100

A.Q. Electronics, Inc.
Phone: 344-2291

Cash Barner Architects
Phone: 258-7777

CMH Consultants, Inc.
Phone: 277-3800

Coffman Engineers, Inc.
Phone: 276-6664

EDC, Inc.
Phone: 276-7933

FPE Roen Engineers, Inc.
Phone: 561-1666

Land Design North
Phone: 276-5885

MBA Consulting Engineers
Phone: 274-2622

Bruce H. Mattson
Phone: 694-2031

Meyer Engineering, Inc.
Phone: 696-7220

MJB Engineering
Phone: 258-3110

Para-Comm Unlimited
Phone: 562-6306

Raj Bhargava Associates
Phone: 276-3768

RSA Engineering
Phone: 276-0521

Spectrum Design
Phone: 276-6422

USKH, Inc.
Phone: 276-4245

Special thanks to Bombeck Advertising and Design
and Professional Colorgraphics

The following businesses and organizations can assist you with your lighting needs:

Electrical Contractors

Call these businesses if you want installation of additional wiring, new outlets and more power as well as permanent lighting.

3-Way Electric of Alaska, Inc.
Phone: 277-1694

Alcan Electrical & Engineering, Inc.
Phone: 563-3787

American Electrical Contractors
Phone: 333-3377

Arctic Lights Electric
Phone: 345-7896

City Electric
Phone: 272-4531

Dalton Electric & Comm., Inc.
Phone: 344-7711

Denali Electric
Phone: 248-6325

Dimond Electric Co., Inc.
Phone: 344-1121

Ed's Electric, Inc.
Phone: 272-4591

Electric, Inc.
Phone: 277-1431

Great Land Electric, Inc.
Phone: 346-1812

Haakenson Construction Co.
Phone: 346-3043

Metro Electric, Inc.
Phone: 277-1392

Newbery Alaska, Inc.
Phone: 258-9073

Raven Electric
Phone: 349-9668

Redi Electric Inc.
Phone: 561-2323

Skyline Electric, Inc.
Phone: 561-1278

TAB Electric, Inc.
Phone: 344-3436

Vista Electric of Alaska, Inc.
Phone: 561-3924

Suppliers

Call these businesses to purchase electrical, commercial and industrial supplies

Alaska Auto/Marine Supply, Inc.
Phone: 561-5955

Arctic Sales
Phone: 694-7424

Brown's Electric
Phone: 272-2259

Cummins Northwest Inc.
Phone: 279-7594

Dugan Sales Company, Inc.
Phone: 349-1771

Eagle Hardware & Garden
Phone: 563-0391

Electric Distributors Inc.
Phone: 277-5678

GE Lighting
Phone: 561-1043

Pacific Rim Import Corporation
Phone: 274-0314

WESCO Distributors
Phone: 563-3350



Have a Bright Idea? Questions? Call:

Anchorage Chamber of Commerce
City of Lights Committee
Phone: 272-2401
Fax: 272-4117



Anchorage C

Thank you for your participation in City of Lights. The Anchorage Chamber of Commerce has been proud to initiate and lead this successful winter beautification program since 1983.

City of Lights is a community-wide program that partners with the Municipality of Anchorage, the Mayor's Beautification Task Force, and the Anchorage Convention & Visitor's Bureau.

Participate in the City of Lights program and make our city a brighter place to live, work and do business.

Sincerely,

Joe Griffith

Joe Griffith, Chair
Anchorage Chamber of Commerce

Anchorage Chamber of Commerce

Participate! Illuminate!

Decorating with miniature white lights creates a spectacular winter landscape and sends a welcoming glow to visitors and residents alike.

Splashes of outdoor lighting can transform and brighten our city, create a renewed sense of community pride, and help enhance safety. Keep your lights on from October through March!

Protect Your Trees

Remove your lights and fasteners from your trees EACH spring. Lights left on trees all year can damage or inhibit tree growth and health. When installing your lights, remember that tree branches can break easily in very low temperatures. Please take care of your trees so they will be beautiful in the winter and the summer.

Safety Tips

- All outlets for outside lighting should be protected with a GFCI (Ground Fault Circuit Interrupter). If you are unsure if you have a GFCI, call your local electric utility for assistance.
- If you are planning to string lights overhead, allow for clearance over streets, sidewalks and driveways.
- Make sure to use the correct size extension cord, and make sure it is designated for outdoor use (UL approved).

ity of Lights

Ideas for Decorating

Use strands of miniature white lights to accent windows, doorways and other particular features. Why not try these new designs...



Outlining





Icicles





Tree Wrap



Scalloped Trees

Brighten Your Winter!

Anchorage City of Lights Second Annual Contest

Look for contest information and entry forms at selected retailers and sponsors.

Win a trip to Hawaii and other fabulous prizes!

It's Inexpensive

Anchorage residents will pay approximately $17.24 for the electric service to keep a string of 100 miniature lights on 24 hours a day from October 1 to March 15. Using a photocell that keeps the lights off from dawn to dusk will reduce the cost to $11.51 per string. Using a timer that keeps the lights off from 1 a.m. to 7 a.m. in addition to using a photocell cuts the electric cost to $7.20 per string of lights.

Installation Tips

- First, locate all available outlet locations. Remember this general rule: one outlet will accommodate three or four 10-foot trees.
- 50-light strings are easier to work with than 100-light strings. Installation is quicker and troubleshooting is easier.
- Get the light strings that plug in end-to-end and don't exceed three strings per plug in.
- When installing the lights, follow the branches up for more secure installation. Use biodegradable vinyl landscape tape to help anchor lights and protect them from wind.
- Use electrical tape to cover all connections. This will help guard against water damage or electric "shorts."

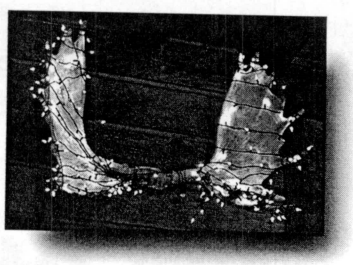

Anchorage City of Lights Sponsors

Enlightened Sponsors

Bright Sponsors

ATU Telecommunications
Anchorage Parks & Recreation
MBA Consulting Engineers
Redi Electric

Illuminating Sponsors

Alaska Garden & Turf Works
Alaska Mill & Feed
Alyeska Resort
Bell's Nursery & Gifts
Brown's Electric
Chugach Electric Association
Costco
EDI Electric Distributors, Inc.
Eagle Hardware & Garden
Fred Meyer
Green Connection
Hawaiian Vacations
Jack White Real Estate
Kmart
Michael's Arts & Crafts
Municipal Light & Power
Pay Less Drug Stores
Rowan Decorators
Sam's Club
Sourdough Productions
Spenard Builders Supply
True Value Hardware
Valley Home Center
Wal-Mart

Partners in Light

Anchorage Chamber of Commerce
Anchorage Convention & Visitors Bureau
Mayor's Beautification Task Force
Municipality of Anchorage

Focus Sights

1997 Town Square
1996 Arctic Benson Park
1995 Loussac Library
1983-1994 Downtown Anchorage



All photos by Greg Martin Photography

HDavis

33

CM be + hb is requested to review ~~transmit~~ the enclosed material from Anchorage Alaska re. regarding Beautification efforts ~~to~~ the ~~DPW~~, ~~CM~~ and ~~especially~~ to transmit it to Clarinda Spinelli, our new Landscape Project Coordinator

Attachments


Thank
You

Municipality of Anchorage

P.O. Box 196650
Anchorage, Alaska 99519-6650
http://www.ci.anchorage.ak.us

Rick Mystrom, Mayor

PARKS & BEAUTIFICATION DIVISION

March 24, 1998

Thank you for your interest in our Mayor's Beautification Programs. Enclosed are copies of our brochures. If you have any questions, please call me at (907) 343-4527.

Best wishes,

Joanne Maad, Director
Anchorage Beautification

Volunteer Opportunities

Adopt-a-Park

Walk through your "adopted" park each month, pick up trash and report potential health and safety concerns.

Adopt-a-Trail

Adopt a section of trail and keep it looking great year 'round.

Adopt-a-Garden

Help beautify our community by planting and maintaining a public flower garden. Design, supplies, support and training are provided.

Tree and Shrub Maintenance

You can keep our city trees healthy and beautiful. Water the trees in public right of way parks.

Greenhouse Tour Guide

Guides are needed to take children through the Municipal Greenhouse. Tour Guides need not be botanists or even have a green thumb, but comfort in the world of plants is helpful. Training is provided.

Tuesday in the Garden

Join us in a different public garden each Wednesday throughout the summer. Learn about new plants, techniques and your community. It will be fun, too!



Adopt-a-Park participants will receive:

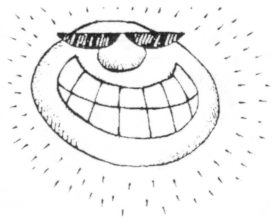

- A personalized sign in your adopted park, identifying your efforts
- Clear direction and supervision for the job you accept
- Feedback on how you are doing

As a volunteer, you will be requested to:

- Record your volunteer hours on the form provided
- Ask questions! It's important that you clearly understand your project and what is expected of you
- Attend any necessary training sessions
- Work toward the goals and uphold the standards of the Parks & Beautification Division

Tips for Success:

- The best time for group outings is the Monday following busy weekends or days directly after holidays
- Plan the day with plenty of time for breaks, so participants don't overexert themselves
- Notify the Volunteer Coordinator immediately when vandalism or a potential safety hazard is observed
- Make your efforts **fun** and **enjoyable!**



Adopt-a-Park



Anchorage Parks
& Beautification
Volunteer Program

343-4288

RICK MYSTROM, MAYOR

PARKS & BEAUTIFICATION

What is Adopt-a-Park?

Adopt-a-Park is a program in which volunteers provide care and maintenance in community parks. Adopt-a-Park is a team effort between volunteers and Anchorage Parks and Beautification to enhance the quality of our parks and green spaces.

Who can get involved?

Volunteers are individuals, groups and organizations of all ages who share a common interest in keeping Anchorage's parks and green space "clean and green."



Why should I volunteer?

Would you like a cleaner, greener and safer community park for you and your family to enjoy? By investing a little valuable time you can help by picking up litter, planting, watering and/or weeding flowers. Often by showing that you care about a park, vandalism can be prevented.

How can I get involved?

Do you have a park in your community that you would like to adopt? The volunteer coordinator will help you pick an activity and location that is right for you. Please contact the volunteer program office at 343-4288 or clip and mail the attached panel.

Please visit our web site: www.ci.anchorage.ak.us

Take Pride in Your Park!



Yes, I'm interested!

Name _____

Organization _____

Address _____

City _____ Zip _____

Day Phone _____

Evening Phone _____

Part of town I'm interested in _____

Please indicate the program(s) in which you may be interested in volunteering:

- ☐ Adopt-a-Park
- ☐ Adopt-a-Trail
- ☐ Adopt-a-Garden
- ☐ Tree & Shrub Maintenance
- ☐ Greenhouse Tour Guide
- ☐ Tuesday in the Garden
- ☐ Other _____

Please detach and mail to:

Municipality of Anchorage
Parks & Beautification
Volunteer Program
P.O. Box 196650
Anchorage, AK 99519-6650


ANCHORAGE
City of
Flowers
Blaze
your trail
of Rose
Purple
and Gold!

Trails to the Midnight Sun

Here is your palette of flowers for the 1998 City of Flowers theme. Choices are not limited to this list. Your garden center or greenhouse will have these or other wonderful varieties that have great color, bloom power and form.



ROSE FLOWERS
Trailing and vining plants
(Note: Vines that go up can be encouraged to go down)

ALYSSUM
BACOPA
BEGONIA
FUCHSIA
GERANIUM
GYPSOPHILA
LIVINGSTONE DAISY
LOBELIA
PETUNIA
SCHIZANTHUS
SWAN RIVER DAISY
SWEET PEA
VERBENA

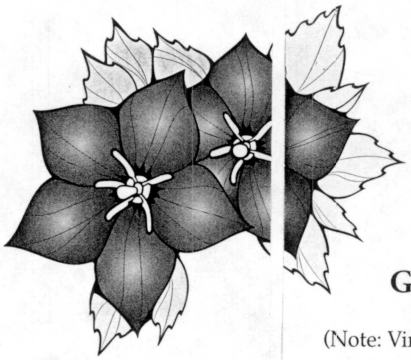

ROSE UPRIGHT PLANTS



ASTER
BEGONIA
COSMOS
DAHLIA
DIANTHUS
FLOWERING CABBAGE
FLOWERING KALE
FUCHSIA
GERANIUM
GODETIA
IMPATIENS
LAVATERA
LINARIA
LOBELIA
PHLOX
PINK POLKA DOT PLANT
PETUNIA
SILENE
SNAPDRAGON
STOCK
VERBENA

PURPLE FLOWERS
Trailing and vining plants
(Note: Vines that go up can be encouraged to go down)

ALYSSUM
BUGLE WEED
COBAEA
LOBELIA
PANSY
PETUNIA
RHODOCHITON VINE
SCAEVOLA
SWAN RIVER DAISY
SWEET PEA
VERBENA
VIOLA



PURPLE UPRIGHT PLANTS

AGERATUM
ASTER
BASIL
CABBAGE
DELPHINIUM
DIGITALIS
HELIOTROPE
LOBELIA
MALVA
PANSY
PRIMULA
SCHIZANTHUS
STATICE



GOLD/YELLOW FLOWERS
Trailing and vining plants
(Note: Vines that go up can be encouraged to go down)

BEGONIA
BIDENS
CALCEOLARIA
CANARYBIRD VINE
CHRYSANTHEMUM
DAHLBERG DAISY
GAZANIA
NASTURTIUM
PANSY
SANVITALIA
STRAWFLOWERS
THUNBERGIA
VIOLA

GOLD/YELLOW UPRIGHT PLANTS

BEGONIA
CALENDULA
COREOPSIS
RUDBECKIA
MARIGOLD
SUNFLOWERS



The City of Flowers is blazing a trail of ROSE, PURPLE & GOLD in 1998!

100 years ago the TRAILS OF GOLD led to the Midnight Sun. This year, in celebration, the Anchorage City of Flowers theme is

"Trails to the Midnight Sun"

What says Alaskan summer more than the colors of the midnight sun sky? Let the trail lead to your window boxes, containers, baskets and beds. Fill them with flowers of Rose, Purple and Gold.

Greenhouses and garden centers are ready to help you select plants for your business or home in this year's theme colors.

THE FABULOUS THREE

Easy combinations that you'll love can include:

ROSE: Geranium or Upright Tuberous Begonia
PURPLE: Petunia Surfinia Blue and
Pansy Purple Rain
GOLD: Marigold Golden Gem

IN CONTAINERS - Don't dig the dirt

Use a soil-less mix specially formulated for baskets and container gardening. These peat-based mixes are lighter and retain water and nutrients longer for proper plant growth. Mixes with water-holding gel can add an extra day or two between watering. You can also buy gel crystals separately. Add crystals to container mixes after moistening.

IN THE GROUND - Dig in organic matter

Soil loves the addition of composted organic matter each year. Peat moss, composted manures and leaves, etc. dug into your planting beds will improve your garden soil. Good soil absorbs and holds water and nutrients making for happy plants and easier gardening. If what was growing in your garden last year thrived, then you have it right. If not, contact the Alaska Cooperative Extension at 279-5582.

HARDENING OFF

Plants grown indoors or in a greenhouse are easily damaged when exposed to full sun, cooler temperatures, and wind. To prepare plants for the real world, move them first to a sheltered spot outside. Provide shade and protection from the wind for a week to ten days before planting, plants do not need to be moved indoors during this time.

WATER - The elixir of life

Water and light are two of the most important elements for plant life. Our long midnight sun days fulfill the need for light, leaving water as the key to plant survival. Containers and baskets are exposed to air more on three sides so the planting mix dries out more quickly than soil around plants in the ground. Check containers and baskets frequently, some baskets may need daily watering during dry weather. To test, push your finger one inch into the planting mix. If the potting mix feels dry, it's time to water. To test ground beds, use a trowel to dig down 2-3". When dry, water thoroughly. During hot and dry spells, garden beds may need water as often as 3 times a week. Also check after watering to see if the water penetrated below the surface 1" of soil.

HEALTHY DIET

Add a slow release fertilizer when you plant. Additional weekly feedings with a dilution of a water soluble fertilizer will give you flowers with luxuriant growth. Remember, frequent watering leaches out plant nutrients. Therefore, plants in containers need more fertilizer plus frequent watering.

OFF FOR THE WEEKEND?
Remember to arrange for someone to water your garden, especially containers, when you are gone over long weekends.

A WORD ABOUT WEEDS & SEEDS
Weeds rob your flowers of water, nutrients, space and light. Remove the tops and roots of weeds weekly, before they flower and go to seed. Remove (deadhead) spent blossoms and developing seed pods once a week to keep plants looking their best.

TRAILS AND PATHS INTO YOUR GARDEN...
AN INVITATION: Paths invite you into the garden physically and visually . They provide access for gardening, relaxing, games, picnics, ponds, pets, birdfeeders, cookouts, hot tubs, play areas, whatever you enjoy doing.
DEFINE SPACES: Paths or trails can edge an activity area or type of garden.
ADD MYSTERY and CHARM: Develop complexity in that square patch of a yard by threading a path through it. Those narrow strips along side the house can become useful and charming when a path is curved from one side to another using the non-path areas for shrubs and perennials. Surprise awaits behind the curve in a path, a new vista, a cozy seating area, or perhaps an herb knot garden. The possibilities are endless.
THE ELEMENTS: Be they straight or curving, paths and trails inject new materials into the garden. Bricks, pavers, rocks, logs, boards, gravel, tamped soil, bark chips, asphalt and concrete all can be used to create the edges or center of the path. The materials you use add new elements of color and texture that should complement and reflect the architectural style of your home or business.

Creativity can be rewarding!

Enter a photo of your garden, and you may win the grand prize, the use of a new car for one year from Saturn of Anchorage, or one of our other great prizes!



Building on the success of last year's window box contest, Anchorage City of Flowers will award first, second and third place prizes in the following categories:

- Best use of City of Flowers theme: Trails to the Midnight Sun
- Garden Beds
- Best Before & After
- Containers
- Business Site/Location (Overall appearance)
- Best Use of Trailing Plants

The first place winners from all six categories will be invited to our Grand Prize Event at Saturn of Anchorage. Each winner will draw a key, the winner with the key that fits the car, will drive away in a new Saturn.

Watch the Anchorage Daily News for complete prize descriptions, rules and entry forms. Or, pick up entry forms at Anchorage garden centers, greenhouses, or Anchorage City of Flowers sponsors.

Entries must be received by July 24, 1998.
Mail entry forms and your garden photo to:
Anchorage City of Flowers Contest
P.O. Box 143969
Anchorage, AK 99514

Special thanks to:
Susan Miller, Julie Riley, Debbie Hinchey, Gail Hoefler, Jola Morris, Sally Arant and Marj Blixhavn.

Anchorage City of Flowers 1998 Sponsors













Blossoming Sponsors

Anchorage Board of Realtors
Anchorage Garden Clubs
Anchorage School District
Alaska Center for the Environment
Alaska Cooperative Extension
Alaska Greenhouses
Alaska Mill & Feed
Bell's Nursery & Gifts
Costco
Crabtree Patch
Debbie's Horticulture Service
Dimond Greenhouses
Dinkel's Greenhouses
Eagle Hardware & Garden
Fred Meyer
Frontier Landscaping Inc.
Green Connection
Jack White Real Estate
Kmart
Master Gardeners
Michael's Arts & Crafts
P & M Garden Services
Retired Senior Volunteer Program
Rite Aid
Sage Herb Garden
Sam's Club
Saturday Market
Saturn of Anchorage
Sears Roebuck & Co.
Spenard Builders Supply
Sutton's Greenhouse
Thiele's Greenhouse
Yukon Pacific Corp.

City of Flowers Contest Prize Sponsors

Alaska Greenhouses
Alaska Mill & Feed
Bells Nursery & Gifts
Costco
Crabtree Patch
Denali Seed Co.
Dinkel's Greenhouse
Eagle Hardware & Garden
Fred Meyer
Frontier Landscaping Inc.
Green Connection
Jeff Lowenfels
P & M Garden Services
Sage Herb Gardens
Sears Roebuck & Co.
Spenard Builders Supply
Susan Walker Feng Shui Associates

Petal Partners

Anchorage Parks & Beautification
Eagle River Parks & Recreation
Mayor's Beautification Task Force
Municipality of Anchorage

Keep Your Lights Up Until the Last Musher Reaches Nome!

From October to March, Help Make Anchorage the

CITY OF LIGHTS

Join your neighbors and business associates in making this the brightest season ever in Anchorage.



- Decorating Ideas
- Installation Tips
- Lighting Safety
- Contest Information

The following businesses and organizations can assist you with your lighting needs:

Lightscapers

Call these businesses to install decorative miniature white lights on your trees, home and business.

Arctic Lights Electric
Phone: 345-7896

Bradley Building Maintenance
Phone: 563-0765

Eagle Building Maintenance
Phone: 344-1725 Cell: 240-2714

Forget-Me-Not Light Design (Indian)
Phone: 653-7673

Frontier Landscaping
Phone: 345-4266

Great Land Electric, Inc.
Phone: 346-1812

Green Connection
Phone: 276-7836

Guaranteed Christmas by Celebrations
Phone: 243-0961

Hylites
Phone: 245-0631

Lights and Lights, Inc.
Phone: 333-2311

Lightscaping Alaska/Window Man
Phone: 522-9636

Lightworks (Eagle River)
Phone: 696-LITE

Northern Lightscapes
Phone: 562-2128

Rowan Decorators
Phone: 276-1818

Shining Lights (Bird Creek)
653-7553



Commercial Engineers & Designers

Call these businesses if you want architectural lighting and landscape lighting.

Adams Morganthaler & Co.
Phone: 279-0431

Alaska Commercial Lighting
Phone: 562-2694

Alternative Lighting
Phone: 562-5100

A.Q. Electronics, Inc.
Phone: 344-2291

Cash Barner Architects
Phone: 258-7777

CMH Consultants, Inc.
Phone: 277-3800

Coffman Engineers, Inc.
Phone: 276-6664

EDC, Inc.
Phone: 276-7933

FPE Roen Engineers, Inc.
Phone: 561-1666

Land Design North
Phone: 276-5885

MBA Consulting Engineers
Phone: 274-2622

Bruce H. Mattson
Phone: 694-2031

Meyer Engineering, Inc.
Phone: 696-7220

MJB Engineering
Phone: 258-3110

Para-Comm Unlimited
Phone: 562-6306

Raj Bhargava Associates
Phone: 276-3768

RSA Engineering
Phone: 276-0521

Spectrum Design
Phone: 276-6422

USKH, Inc.
Phone: 276-4245

Special thanks to Bombeck Advertising and Design
and Professional Colorgraphics

The following businesses and organizations can assist you with your lighting needs:

Electrical Contractors

Call these businesses if you want installation of additional wiring, new outlets and more power as well as permanent lighting.

3-Way Electric of Alaska, Inc.
Phone: 277-1694

Alcan Electrical & Engineering, Inc.
Phone: 563-3787

American Electrical Contractors
Phone: 333-3377

Arctic Lights Electric
Phone: 345-7896

City Electric
Phone: 272-4531

Dalton Electric & Comm., Inc.
Phone: 344-7711

Denali Electric
Phone: 248-6325

Dimond Electric Co., Inc.
Phone: 344-1121

Ed's Electric, Inc.
Phone: 272-4591

Electric, Inc.
Phone: 277-1431

Great Land Electric, Inc.
Phone: 346-1812

Haakenson Construction Co.
Phone: 346-3043

Metro Electric, Inc.
Phone: 277-1392

Newbery Alaska, Inc.
Phone: 258-9073

Raven Electric
Phone: 349-9668

Redi Electric Inc.
Phone: 561-2323

Skyline Electric, Inc.
Phone: 561-1278

TAB Electric, Inc.
Phone: 344-3436

Vista Electric of Alaska, Inc.
Phone: 561-3924

Suppliers

Call these businesses to purchase electrical, commercial and industrial supplies

Alaska Auto/Marine Supply, Inc.
Phone: 561-5955

Arctic Sales
Phone: 694-7424

Brown's Electric
Phone: 272-2259

Cummins Northwest Inc.
Phone: 279-7594

Dugan Sales Company, Inc.
Phone: 349-1771

Eagle Hardware & Garden
Phone: 563-0391

Electric Distributors Inc.
Phone: 277-5678

GE Lighting
Phone: 561-1043

Pacific Rim Import Corporation
Phone: 274-0314

WESCO Distributors
Phone: 563-3350



Have a Bright Idea?
Questions? Call:

Anchorage Chamber of Commerce
City of Lights Committee
Phone: 272-2401
Fax: 272-4117



Anchorage C

Thank you for your participation in City of Lights. The Anchorage Chamber of Commerce has been proud to initiate and lead this successful winter beautification program since 1983.

City of Lights is a community-wide program that partners with the Municipality of Anchorage, the Mayor's Beautification Task Force, and the Anchorage Convention & Visitor's Bureau.

Participate in the City of Lights program and make our city a brighter place to live, work and do business.

Sincerely,

Joe Griffith, Chair
Anchorage Chamber of Commerce

Anchorage Chamber of Commerce

Participate! Illuminate!

Decorating with miniature white lights creates a spectacular winter landscape and sends a welcoming glow to visitors and residents alike.

Splashes of outdoor lighting can transform and brighten our city, create a renewed sense of community pride, and help enhance safety. Keep your lights on from October through March!

Protect Your Trees

Remove your lights and fasteners from your trees EACH spring. Lights left on trees all year can damage or inhibit tree growth and health. When installing your lights, remember that tree branches can break easily in very low temperatures. Please take care of your trees so they will be beautiful in the winter and the summer.

Safety Tips

- All outlets for outside lighting should be protected with a GFCI (Ground Fault Circuit Interrupter). If you are unsure if you have a GFCI, call your local electric utility for assistance.
- If you are planning to string lights overhead, allow for clearance over streets, sidewalks and driveways.
- Make sure to use the correct size extension cord, and make sure it is designated for outdoor use (UL approved).

ity of Lights

Ideas for Decorating

Use strands of miniature white lights to accent windows, doorways and other particular features. Why not try these new designs...



Brighten Your Winter!

Anchorage City of Lights Second Annual Contest

Look for contest information and entry forms at selected retailers and sponsors.

Win a trip to Hawaii and other fabulous prizes!

It's Inexpensive

Anchorage residents will pay approximately $17.24 for the electric service to keep a string of 100 miniature lights on 24 hours a day from October 1 to March 15. Using a photocell that keeps the lights off from dawn to dusk will reduce the cost to $11.51 per string. Using a timer that keeps the lights off from 1 a.m. to 7 a.m. in addition to using a photocell cuts the electric cost to $7.20 per string of lights.

Installation Tips

- First, locate all available outlet locations. Remember this general rule: one outlet will accommodate three or four 10-foot trees.
- 50-light strings are easier to work with than 100-light strings. Installation is quicker and troubleshooting is easier.
- Get the light strings that plug in end-to-end and don't exceed three strings per plug in.
- When installing the lights, follow the branches up for more secure installation. Use biodegradable vinyl landscape tape to help anchor lights and protect them from wind.
- Use electrical tape to cover all connections. This will help guard against water damage or electric "shorts."

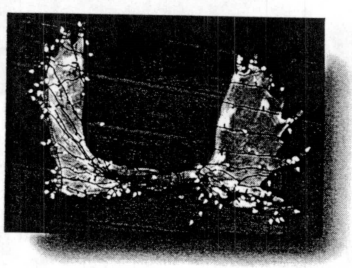

Anchorage City of Lights Sponsors

Enlightened Sponsors

Bright Sponsors

ATU Telecommunications
Anchorage Parks & Recreation
MBA Consulting Engineers
Redi Electric

Illuminating Sponsors

Alaska Garden & Turf Works
Alaska Mill & Feed
Alyeska Resort
Bell's Nursery & Gifts
Brown's Electric
Chugach Electric Association
Costco
EDI Electric Distributors, Inc.
Eagle Hardware & Garden
Fred Meyer
Green Connection
Hawaiian Vacations
Jack White Real Estate
Kmart
Michael's Arts & Crafts
Municipal Light & Power
Pay Less Drug Stores
Rowan Decorators
Sam's Club
Sourdough Productions
Spenard Builders Supply
True Value Hardware
Valley Home Center
Wal-Mart

Partners in Light

Anchorage Chamber of Commerce
Anchorage Convention & Visitors Bureau
Mayor's Beautification Task Force
Municipality of Anchorage

Focus Sights

1997 Town Square
1996 Arctic Benson Park
1995 Loussac Library
1983-1994 Downtown Anchorage



All photos by Greg Martin Photography

CCM-101

City of Cambridge

33.

IN CITY COUNCIL

April 6, 1998

COUNCILLOR DAVIS

ORDERED: That the City Manager be and hereby is requested to review the enclosed material from Anchorage Alaska regarding beautification efforts and to transmit it to Clarinda Spinelli, our new Landscape Project Coordinator.

Consent Order #33 R-425

Councillor Davis re: material from Anchorage Alaska regarding beautification efforts.

In City Council April 6, 1998

ORDER ADOPTED and Referred to Public Service Committee.

Copy sent 4-8-98 mc