

DEPARTMENT OF PUBLIC UTILITIES

RECEIVED BY
OFFICE OF THE CLERK
The Board of Public Utilities with Chapter 164, Section 84A

CONDENSED FINANCIAL RETURN

FOR THE YEAR ENDED DECEMBER 31, 83.....

FULL NAME OF COMPANY..... BOSTON EDISON COMPANY.....

LOCATION OF PRINCIPAL BUSINESS OFFICE..... 800 Boylston Street.....
Boston, MA 02199

STATEMENT OF INCOME FOR THE YEAR

Item	Current Year	Increase or (Decrease) from Preceding Year
OPERATING INCOME		
Operating Revenues	\$ 1,069,284,913	\$ 13,017,636
Operating Expenses:		
Operation Expense	655,872,587	(19,893,955)
Maintenance Expense	62,085,528	7,207,581
Depreciation Expense	63,592,200	9,726,591
Amortization of Utility Plant	728,569	267,988
Amortization of Property Losses	24,773,309	9,762,308
Amortization of Conversion Expenses	-0-	-0-
Taxes Other Than Income Taxes	73,052,299	(1,120,455)
Income Taxes	10,135,303	(4,062,304)
Provisions for Deferred Federal Income Taxes	26,937,475	17,833,054
Investment Tax Credit - Net	21,996,770	(4,925,941)
Total Operating Expenses	939,174,040	14,794,867
Net Operating Revenues	130,110,873	(1,777,231)
Net (Loss) on Disposition of Utility Property	(6,765)	(406,265)
Other Utility Operating Income	-0-	-0-
Total Utility Operating Income	130,104,108	(2,183,496)
OTHER INCOME		
Income from Mdse. Jobbing & Contract Work	-0-	-0-
Income from Nonutility Operations	6,610	1,300
Nonoperating Rental Income	(2,741)	(992)
Interest and Dividend Income	8,025,294 (a)	498,514
Miscellaneous Nonoperating Income	1,709,351	1,144,593
Total Other Income	9,738,514	1,643,415
Total Income	139,842,622	(540,081)
MISCELLANEOUS INCOME DEDUCTIONS		
Miscellaneous Amortization	109,544	(44,888)
Other Income Deductions	1,633,364 (b)	(648,806)
Total Income Deductions	1,742,908	(693,694)
Income Before Interest Charges	138,099,714	153,613
INTEREST CHARGES		
Interest on Long-Term Debt	69,118,721	(6,738,752)
Amortization of Debt Discount and Expense & Loss on Reacq. Debt	630,304	445,131
Amortization of Premium on Debt - Credit	(71,832)	125
Interest on Debt to Associated Companies	-0-	-0-
Other Interest Expense	3,987,035	(4,094,132)
Interest Charged to Construction - Credit	(3,415,495)	3,070,028
Total Interest Charges	70,248,733	(7,317,600)
Net Income	\$ 67,850,981	\$ 7,471,213

BALANCE SHEET

Title of Account	Balance End of Year	Title of Account	Balance End of Year
UTILITY PLANT		PROPRIETARY CAPITAL	
Utility Plant (a)	2,184,289,427	CAPITAL STOCK	
OTHER PROPERTY AND INVESTMENTS		Common Stock Issued	151,462,840
Nonutility Property	1,132,751	Preferred Stock Issued	89,675,000
Investment in Associated Companies	10,341,416	Capital Stock Subscribed	-0-
Other Investments	75,396	Premium on Capital Stock	242,443,900
Special Funds	1,108,076	Total	483,581,740
Total Other Property and Investments	2,196,947,066	SURPLUS	
CURRENT AND ACCRUED ASSETS		Other Paid-In Capital	-0-
Cash	2,098,384	Earned Surplus	162,471,607
Special Deposits	-0-	Surplus Invested in Plant	405,485
Working Funds	117,640	Total	162,877,092
Temporary Cash Investments	-0-	Total Proprietary Capital	646,458,832
Notes and Accounts Receivable	166,785,297	LONG-TERM DEBT	
Receivables from Associated Companies	-0-	Bonds (e)	698,965,254
Materials and Supplies	57,260,703	Advances from Associated Companies	-0-
Prepayments	3,361,536	Other Long-Term Debt (d)	87,724,228
Interest and Dividends Receivable	-0-	Total Long-Term Debt	786,689,482
Rents Receivable	(30,201)	CURRENT AND ACCRUED LIABILITIES	
Accrued Utility Revenues	-0-	Notes Payable	37,000,000
Misc. Current and Accrued Assets	70,596	Accounts Payable	56,402,182
Total Current and Accrued Assets	229,663,955	Payables to Associated Companies	1,955,597
DEFERRED DEBITS		Customer Deposits	-0-
Unamortized Debt Discount and Expense	1,870,818	Taxes Accrued	4,119,943
Extraordinary Property Losses (c)	244,332,692	Interest Accrued	9,901,673
Preliminary Survey and Investigation Charges	3,980,978	Dividends Declared	12,736,013
Clearing Accounts	-0-	Matured Long-Term Debt	-0-
Temporary Facilities	15,472	Matured Interest	-0-
Miscellaneous Deferred Debits (b)	29,808,258	Tax Collections Payable	924,617
Total Deferred Debits	280,008,218	Misc. Current and Accrued Liabilities	14,643,732
CAPITAL STOCK DISCOUNT AND EXPENSE		Total Current and Accrued Liabilities	137,683,757
Discount on Capital Stock	-0-	DEFERRED CREDITS	
Capital Stock Expense	212,288	Unamortized Premium on Debt, Net	353,987
Total Capital Stock Discount and Expense	212,288	Customer Advances for Construction	1,765,311
REACQUIRED SECURITIES		Other Deferred Credits	11,639,396
Reacquired Capital Stock	-0-	Total Deferred Credits	13,758,694
Reacquired Bonds	-0-	RESERVES	
Total Reacquired Securities	-0-	Reserves for Depreciation	581,952,951
Total Assets and Other Debits	2,706,831,527	Reserves for Amortization Nuc. Fuel	122,372,990
		Reserve for Uncollectible Accounts	5,000,000
		Operating Reserves	-0-
		Reserve for Depreciation and Amortization of Nonutility Property	(2,261)
		Reserves for Deferred Federal Income Taxes / Inv. Tax Credits, Net	412,917,082
		Total Reserves	1,122,240,762
		CONTRIBUTIONS IN AID OF CONSTRUCTION	
		Contributions in Aid of Construction	-0-
		Total Liabilities and Other Credits	2,706,831,527

NOTES: See Notes on Page 2a.

BOSTON EDISON COMPANY

Condensed Financial Return
For the Year Ended December 31, 1983

Notes for Page 1

(a) Includes \$4,756,104 for "Allowance for Funds Used During Construction" (F.E.R.C. a/c 419.1) in compliance with F.E.R.C. Order #561.

(b) Includes Taxes Applicable to Other Income and Deductions as follows:

F.E.R.C. Account #408.2 Taxes Other than Income Taxes	\$ 5,570
F.E.R.C. Account #409.2 Income Taxes	\$(459,036)

The accounting treatment for these taxes is consistent with F.E.R.C. Order #389 Re: Revisions to Uniform System of Accounts and Annual Report F.E.R.C. No. 1.

Notes for Page 2

(a) Includes Nuclear Fuel of \$178,195,819.

(b) Includes (F.E.R.C. a/c 188) Research and Development Expenditures of \$1,492,809.

(c) Includes \$241,478,082 of unamortized cancellation costs relating to Pilgrim 2.

(d) Includes debt due within one year of \$1,640,000.

(e) Includes debt due within one year of \$35,590,000.

STATEMENT OF EARNED SURPLUS		
Unappropriated Earned Surplus (at beginning of period)	\$ 152,483,771	\$ 4,980,583
Balance Transferred from Income	67,850,981	7,471,213
Miscellaneous Credits to Surplus	-0-	-0-
Miscellaneous Debits to Surplus	-0-	-0-
Appropriations of Surplus	-0-	-0-
Net Additions to Earned Surplus	67,850,981	7,471,213
Dividends Declared — Preferred Stock	14,315,670	(201,048)
Dividends Declared — Common Stock	43,547,475	2,665,008
Unappropriated Earned Surplus (at end of period)	\$ 162,471,607	\$ 9,987,836

ELECTRIC OPERATING REVENUES (1)		
Account	Operating Revenues	
	Amount for Year	Increase or (Decrease) from Preceding Year
SALES OF ELECTRICITY		
Residential Sales	\$ 260,838,124	\$ 5,703,324
Commercial and Industrial Sales		
Small (or Commercial)	455,078,418	8,236,050
Large (or Industrial)	132,944,007	(959,213)
Public Street and Highway Lighting	19,967,293	(310,681)
Other Sales to Public Authorities	-0-	-0-
Sales to Railroad and Railways	4,354,715	(2,052,407)
Interdepartmental Sales	-0-	-0-
Miscellaneous Electric Sales	-0-	-0-
Total Sales to Ultimate Consumers	873,182,557	10,617,073
Sales for Resale	138,151,875	7,326,804
Total Sales of Electricity	1,011,334,432	17,943,877
OTHER OPERATING REVENUES		
Forfeited Discounts / Interest	(915,768)	(4,586,086)
Miscellaneous Service Revenues	104,176	69,412
Sales of Water and Water Power	-0-	-0-
Rent from Electric Property	7,149,968	(603,214)
Adjustment to Fuel Clause Revenues	-0-	3,957,000
Other Electric Revenues	8,188,906	630,898
Total Other Operating Revenues	14,527,282	(531,990)
Total Electric Operating Revenues	\$1,025,861,714	\$ 17,411,887

SUMMARY OF ELECTRIC OPERATION AND MAINTENANCE EXPENSES (1)			
Functional Classification	Operation	Maintenance	Total
Power Production Expenses.....	\$	\$	\$
Electric Generation:			
Steam power.....	362,952,866	23,335,028	386,287,894
Nuclear power.....	56,917,356	13,862,978	70,780,334
Hydraulic—Conventional.....	-0-	-0-	-0-
Hydraulic—Pumped Storage.....	-0-	-0-	-0-
Other power.....	1,004,576	2,247,638	3,252,214
Other power supply expenses.....	79,577,139	-0-	79,577,139
Total power production expenses.....	500,451,937	39,445,644	539,897,581
Transmission Expenses.....	9,177,490	1,150,481	10,327,971
Distribution Expenses.....	25,449,738	18,582,862	44,032,600
Customer Accounts Expenses.....	25,784,851	-0-	25,784,851
Customer Service and Informational Expenses.....	2,695,236	-0-	2,695,236
Sales Expenses.....	1,688,560	-0-	1,688,560
Adm. and General Expenses.....	60,527,962	542,118	61,070,080
Total Electric Operation and Maintenance Expenses.....	625,775,774	59,721,105	685,496,879

(1) Excludes revenues and expenses relating to Steam Heating business.



GAS OPERATING REVENUES

Account	Operating Revenues	
	Amount for Year	Increase or (Decrease) from Preceding Year
SALES OF GAS		
Residential Sales	\$	\$
Commercial and Industrial Sales		
Small (or Commercial)		
Large (or Industrial)		
Other Sales to Public Authorities	NOT APPLICABLE	
Interdepartmental Sales		
Miscellaneous Gas Sales		
Total Sales to Ultimate Consumers		
Sales for Resale		
Total Sales of Gas		
OTHER OPERATING REVENUES		
Forfeited Discounts		
Miscellaneous Service Revenues		
Revenues from Transportation of Gas of Others		
Sales of Products Extracted from Natural Gas		
Revenues from Natural Gas Processed by Others		
Rent from Gas Property		
Interdepartmental Rents		
Other Gas Revenues		
Total Other Operating Revenues		
Total Gas Operating Revenues		

SUMMARY OF GAS OPERATION AND MAINTENANCE EXPENSES

Functional Classification	Operation	Maintenance	Total
Steam Production	\$	\$	\$
Manufactured Gas Production			
Other Gas Supply Expenses			
Total Production Expenses			
Local Storage Expenses	NOT APPLICABLE		
Transmission and Distribution Expenses			
Customer Accounts Expenses			
Sales Expenses			
Administrative and General Expenses			
Total Gas Operation and Maintenance Expenses			

March 26, 19 84, I hereby certify that the foregoing statements are full, just and true to the best of my knowledge and belief. This statement is signed under the penalties of perjury.


 Stephen Lweeney, President — ~~XXXXXXXXXX~~

 Sharon D. May, Vice President and Treasurer — ~~XXXXXXXXXX~~

RECEIVED BY
OFFICE OF CITY CLERK
BOSTON EDISON COMPANY
800 BOSTON STREET
BOSTON, MASSACHUSETTS 02199
APR 2 10 50 AM '84
CAMBRIDGE, MASS.

TIMOTHY J. HEFFERNAN
ASSISTANT TREASURER
(617) 424-2515

March 29, 1984

Dear Madam/Sir:

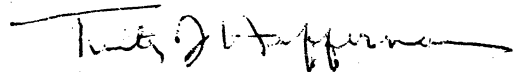
Massachusetts General Law (Chapter 164, Section 84A) briefly states:

"Gas and electric companies . . . engaged in the manufacture and sale or distribution and sale of gas and electricity shall file . . . a condensed return of their business and financial condition . . . with the clerk of each city and town in which they operate, a copy of such condensed return which shall be kept in the clerk's office and shall be open to public inspection during office hours."

In compliance with the above referenced law, enclosed please find a copy of the Condensed Financial Return of Boston Edison Company, for the year ended December 31, 1983.

Sincerely,

TJH/cm



enclosure

F-108

Comm. from Timothy J. Heffernan, Asst. Treasurer, Boston Edison Co. transmitting a copy of the Condensed Financial Return of Boston Edison Co. for the year ended December 31, 1983.

In City Council,

April 2, 1984

4/2/84

- Placed on file -